



UGANDA

IMPACT REPORT

THE WORLD CITIZENS PANEL:
INSIGHTS IN OXFAM'S
CONTRIBUTION TO CHANGES
IN PEOPLE'S LIVES

Outcomes of the impact study carried out in Uganda in 2014

JANUARY 2016



OXFAM
Novib

INDEX

INDEX	1
SUMMARY	4
ACKNOWLEDGEMENTS	8
1 INTRODUCTION	9
1.1 UGANDA'S CONTEXT	9
1.2 OXFAM STRATEGY FOR UGANDA	11
1.3 OXFAM'S RIGHTS-BASED APPROACH	12
1.4 IMPACT MEASUREMENT APPROACH IN BRIEF	13
1.5 STUDY OBJECTIVE	13
2 METHODOLOGY	15
2.1 IMPACT SURVEY	15
2.1.1 COUNTERFACTUAL APPROACH	15
2.1.2 SURVEY PROCESS	15
2.1.3 QUESTIONNAIRE	16
2.1.4 PARTNERS AND RESPONDENTS	16
PARTICIPATING PARTNER ORGANISATIONS	16
GENERAL CHARACTERISTICS OF SURVEY RESPONDENTS	17
INTENSITY OF RESPONDENTS' PARTICIPATION IN PROJECT ACTIVITIES	18
2.1.5 ANALYSES	19
2.2 STORIES OF CHANGE	19
2.2.1 DOMAINS	20
2.2.2 STORY COLLECTION PROCESS	20
2.2.3 CHARACTERISTICS OF STORYTELLERS	21
2.2.4 ANALYSIS	21

3 RESULTS OF THE SURVEY	23
3.1 SUSTAINABLE LIVELIHOODS	23
CHANGE IN INCOME	23
VALUE OF ASSETS	24
FOOD SECURITY	25
3.2 ESSENTIAL SERVICES	26
EDUCATION	26
HEALTH	28
3.3 LIFE AND SECURITY	30
EXPERIENCES OF PHYSICAL DAMAGE	30
DISASTER PREPAREDNESS	30
3.4 SOCIAL AND POLITICAL PARTICIPATION	31
ACCESS TO INFORMATION	31
PARTICIPATION IN ORGANISATIONS	32
POLITICAL PARTICIPATION	33
RIGHTS AWARENESS	34
3.5 GENDER AND EMPOWERMENT	36
CHANGES IN FEMALE LEADERSHIP	36
GENDER-BASED VIOLENCE	37
POLITICAL ROLE FOR WOMEN	38
SEXUAL AND REPRODUCTIVE HEALTH RIGHTS	38
3.6 LAND RIGHTS FOR WOMEN	39
4 RESULTS OF THE STORIES OF CHANGE	41
4.1 INTRODUCTION	41
DOMAINS OF CHANGE	41
CATEGORIES OF CHANGES	41
CHANGES IN LIVELIHOOD & GBV OR LAND RIGHTS FOR WOMEN	42
4.2 GENDER-BASED VIOLENCE	43
A. FROM IMPROVED LIVELIHOOD TO IMPROVED RELATIONSHIP	44
B. FROM IMPROVED RELATIONSHIP TO IMPROVED LIVELIHOOD	46
C. NO LINK BETWEEN IMPROVED RELATIONSHIP AND IMPROVED LIVELIHOOD	47
D. CONCLUSION	48
4.3 LAND RIGHTS FOR WOMEN	48
CHANGES IN LAND RIGHTS FOR WOMEN	48
CHANGES IN INDIVIDUAL BELIEFS AND SOCIAL NORMS	49
CONCLUSION	52
5 CONCLUSIONS AND RECOMMENDATIONS	54
5.1 GENERAL REFLECTION ON IMPACT SURVEY RESULTS	54

5.2 ZOOMING IN ON THE FINDINGS ON GENDER-BASED VIOLENCE	54
5.3 ZOOMING IN ON THE FINDINGS ON LAND RIGHTS FOR WOMEN	55
6 ANNEXES	56
6.1 UGANDA QUESTIONNAIRE 2014	56
6.2 ANNEX 2: UGANDA STORIES OF CHANGE FORM 2014	67
6.3 CODE STRUCTURE STORIES OF CHANGE	70



SUMMARY

An impact study was carried out by Oxfam Novib and partners¹ in Uganda in 2014. The objective of this study was to measure and understand the changes in people's lives caused by the programmes of Oxfam and partners. For this, Oxfam Novib's World Citizens Panel research methodology, which combines quantitative and qualitative research, was used. Through an impact survey, the quantitative part of the study, data was collected on a broad set of indicators, covering the major dimensions of poverty and injustice as described in Oxfam's rights-based approach. Survey data collection was conducted by Oxfam's partners in their own areas of intervention with the help of a smartphone app. The collected data were analysed by Oxfam Novib's World Citizens Panel team in The Hague. Based on the outcomes of the impact surveys, it was decided to do further qualitative research with Stories of Change on gender-based violence and land rights for women. This report presents the major findings from the analysis of the survey results and Stories of Change. It is recommended that these impact results are always interpreted within their wider contexts, and that they form the basis for further strategic reflection of the Oxfam Uganda team. By matching these impact results with regular monitoring & evaluation data of the projects included in this study, Oxfam and partners can decide which projects can be reproduced or scaled up, or where ambitions need to be adjusted.

MAIN FEATURES OF THE IMPACT SURVEY IN UGANDA

- About 170 interviewers carried out a total of 4.953 interviews;
- Data collection took place between June and September 2014;
- 17 partners carried out the surveys in their own areas of intervention²;
- All 17 partners interviewed project beneficiaries ("target group") and people who had not participated to their projects but who have identical characteristics ("control group");
- The beneficiaries had on average participated to the organisations' activities for 4.3 years.

MAIN OUTCOMES OF THE IMPACT SURVEY IN UGANDA

CHANGE IN INCOME

The impact of Oxfam's programmes³ on beneficiaries' perception of the **changes in their income** is positive and substantial: more people who have participated to Oxfam's programmes estimate that their income has increased than people who have not participated. This impact is even higher for the people who have participated to Oxfam's Economic Rights programme in Uganda.

VALUE OF ASSETS

The impact of Oxfam's Economic Rights programme on the perceived **values of assets** is clearly positive and wide-ranging: more people who have participated to Oxfam's Economic Rights programme saw an increase of the values of all their assets (savings, house quality, livestock, land resources, labour, loans and other production resources) than people who have not participated. For the various assets, this positive impact ranged between 5 and 15 %.

FOOD SECURITY

Oxfam's programmes have realized a positive impact on the beneficiaries' food security. On average, people who have participated to Oxfam's programmes had 0.15 months (or about 5 days) less **food insecurity** over the past year than people who have not participated. The Economic Rights programme did not have an impact on the duration of food insecurity, but it had a positive impact on

¹ These partners are: ACORD, ALIN, CEFORD, CEW-IT, CREAM, EA, ESAFF, FAWE, HAG, IST, PELUM, SEATINI, Send a Cow, Tujjenge, UNATU, VEDCO and YADEN.

² These areas were: Acholi, Busoga, Central, Karamoja, Lango, Tesco and West Nile.

³ Note that, throughout this report, when reference is made to "Oxfam's programmes", this relates to the programmes in Uganda for which Oxfam Novib partnered with the organisations that are participating in the survey.

the **numbers of meals** that beneficiaries consumed during their most critical month of food insecurity. On average, people who participated in the Economic Rights programme consumed 0.12 meals more per day during their most critical month of food insecurity than people who have not participated.

EDUCATION

There was no impact of Oxfam's programmes in Uganda on the **school enrolment rate** of children in the school age.

Although most children **continue school at least until grade 5**, the people who have participated to the Gender / Education / Youth programme of Oxfam and its partners report higher levels of **school drop-out** before grade 5 (21 % of households) compared to the people who do not participate in this programme (17 % of households).

Oxfam's programmes have had a positive impact on the overall appreciation of the **quality of education** (i.e. the content of the educational material; the knowledge and skills of the teachers; the school building, facilities and surroundings; people's ability to participate in the management of the school and influence the quality of education). The impact of the specific Gender / Education / Youth programme however is not as positive. Only on the quality of the educational material's content, it registers a positive impact. On teachers' knowledge and skills and on respondents' influencing ability, the Gender / Education / Youth programme has made a negative impact: slightly less people who have participated in this programme rate these elements positively than people who have not participated.

HEALTH

There is a positive impact of Oxfam's programmes on the ability of beneficiaries to participate in normal daily activities in the last three months due to **illness**: on average, people who participated in Oxfam's programmes were ill for "only" 17 days in the last three months to the extent that they were unable to participate in normal daily activities, while this was 20 days for people in the control group.

Oxfam's programmes have realized a positive impact on the **attendance of deliveries by skilled health personnel**: more people who have participated in Oxfam's programmes (91 %) report that deliveries are attended by skilled health personnel than people who have not participated (87 %).

Oxfam's programmes have not made an impact on **under-5 child mortality**.

EXPERIENCES OF PHYSICAL DAMAGE

People who have participated to Oxfam's programmes have experienced less **damage due to natural disaster** than people who have not participated. However, more people who have participated to Oxfam's programmes report that they have experienced **damage due to civil unrest** (10 %) than people who have not participated (7 %).

DISASTER PREPAREDNESS

Oxfam's programmes made a positive impact on people's perceived **ability to cope with disaster**: more people who have participated to Oxfam's programmes (52 %) report that they feel able to cope with disasters than people who have not participated (45 %). There was also a positive impact on **actual behaviour of people** (i.e. taking measures to prepare for future potential disasters): more people who have participated to Oxfam's programmes (52 %) report that they have taken actual measures to cope with natural disaster than people who have not participated (46 %).

ACCESS TO INFORMATION

Oxfam's programmes in Uganda have made a positive impact on the frequency with which beneficiaries **use radio, internet, e-mail, social media, telephone, community based organisations and word of mouth as sources of information**.

PARTICIPATION IN ORGANISATIONS

Oxfam's programmes have made:

- a general and positive impact on **holding a leadership position in an organisation** and on **influencing a decision in organizations**: more leadership positions are held and more decisions within organisations are influenced by people who have participated to the programmes;
- a positive impact on **changing people's perception of the importance of their participation** in an organisation for the change in their wellbeing: more people who have participated to Oxfam's programmes think that their participation in these organisations increased their wellbeing in terms of access to finance, to markets, to agricultural inputs and to technology.

POLITICAL PARTICIPATION

Oxfam's programmes have made a positive impact on **participation in collective action against injustice**, as more people who have participated in Oxfam's programmes (43%) take part in collective action than people who have not participated (38 %). For the Governance / Accountability programme, this positive impact is even higher (64 % vs 42 %). Oxfam's programmes made a particular difference for vulnerable people (i.e. people living in rural areas and/or without an identity card) who have participated in the programmes, as they participated more to collective action against injustice than vulnerable people who have not participated to Oxfam's programmes.

Oxfam's programmes have made a positive impact on **people's experience of rights violation**: less people who have participated to Oxfam's programmes report violation of their rights in the past 12 months (36 %) than people who have not participated (41 %). The Governance / Accountability programme has not made an impact on this indicator.

There is a positive impact of Oxfam's programmes on the experience of **denial of access to information** (target group: 7 % compared to control group: 10 %) and of **denial of access to services** (target group: 11 % compared to control group: 13 %): less people who have participated in Oxfam's programmes experienced these denials than people who have not participated.

RIGHTS AWARENESS

Oxfam's programmes have made a positive impact on people's perception of their **awareness of their rights and duties in society**, as well as on the perception of their **freedom of expression** on social and political issues. The specific impact of the Governance / Accountability programme is smaller than the overall impact results, yet still significant.

GENDER-BASED VIOLENCE

Oxfam's programmes have not realized an impact on the **occurrence of gender-based violence**, or at least not on the respondents' perception of this occurrence, nor on the perception of **domestic violence against women as a problem in the community**.

POLITICAL ROLE FOR WOMEN

Oxfam's programmes have made a positive impact on people's level of **agreement with the statement that women should be politically active**.

SEXUAL AND REPRODUCTIVE HEALTH RIGHTS

There was no impact of Oxfam's programmes on the **possibilities for women to talk with their husbands or partners about family planning**, nor on the **possibilities to obtain contraceptives** to limit pregnancies in the respondents' community.

Oxfam's programmes have not made an impact on the respondents' perception of changes in women's land ownership in the last five years.

Oxfam's Economic Rights programme has made a positive impact on the prevalence of **complaints filed by men about land taken from them**, but not on complaints filed by women. It has also made a positive impact on the **possibility for women to obtain land ownership**, or at least on respondents' perception of this possibility: more people who have participated in the Economic Rights programme report that it is possible for women to obtain land ownership than people who have not participated.

MAIN FEATURES OF THE STORIES OF CHANGE PROCESS IN UGANDA

- Based on the outcomes of the impact survey, Oxfam and partners identified domains for more in-depth investigation through the collection of Stories of Change. Stories of Change were collected on paper, accompanied with pictures.
- 8 organisations collected a total of 52 stories on paper.
- Stories were collected on one of the two domains identified: land rights for women and gender-based violence.
- Data collection took place from October to December 2014.
- A reflection workshop was organized in January 2015, in which Oxfam and partner organisations together analyzed a selected number of stories and discussed the findings.

MAIN OUTCOMES OF THE UGANDAN STORIES OF CHANGE

- The stories show that in a lot of cases changes in livelihood and in the relationship between spouses (including gender-based violence) are linked: change at one level can engender, strengthen or weaken change at another level.
- For households in which husband and wife are together, gender-based violence and livelihood interventions are most successful when they go together. This way they can reinforce each other and the ultimate outcomes in the lives of the people. Interventions focusing on livelihood only, might not lead to a lasting change if the relationship of the two spouses is not taken into account.
- For female headed households, supporting the woman to gain economic independence (through supporting her to increase her income and/or enhanced access to critical resources such as land) is crucial. This way, she is not forced to go back to an aggressive husband or to get married for financial purposes only.
- For individuals to be able to challenge social norms, three aspects are important: they need to acquire knowledge and skills to inform and convince peers; they need to have sufficient self-confidence to be able to stand out from the crowd; and they need to have or gain status within the community to ensure that their opinion is being heard and taken into account. Interventions that either select individuals that already possess these qualities or that support individuals to acquire them, will increase the likelihood that this individual is successful in challenging social norms.
- Community (groups) support change in individual beliefs and practices through a) peer pressure, b) peer advice and c) providing incentives to the individual to sustain the change. Taking these aspects into account in interventions might increase their effectiveness.

ACKNOWLEDGEMENTS

This impact report is based on the combined efforts of the staff of Oxfam Novib and partners in Uganda. Each local partner had a survey coordinator, who trained and guided interviewers to collect the data.

Key players for this exercise were of course the interviewers, who put great effort in obtaining reliable data from respondents in often insecure and harsh circumstances, and the respondents themselves, whose perceptions and insights form the basis of this impact report.

Boudewijn Weijermars coordinated the survey data collection and analyzed these data. Rick Lindenberg supported the analysis of Stories of Changes at the coding stage.

1 INTRODUCTION

The [World Citizens Panel](#) (WCP) is an impact measurement methodology developed by Oxfam Novib. It is designed to measure and understand the changes in people's lives caused by Oxfam's projects. The WCP combines quantitative research ([impact surveys](#)) with qualitative research ([Stories of Change](#)) to give participants in Oxfam Novib's programmes a voice, to learn how our programmes can be improved, and to contribute to the public debate on effectiveness of development cooperation. The methodology was introduced and implemented in Uganda in 2014.

This introductory chapter first provides a general overview of the Ugandan context and of Oxfam's approach and strategy in Uganda, and then describes Oxfam Novib's impact measurement approach. Chapter two describes the methodology of the impact survey. Chapter three presents the results of the study. The conclusions and the discussion are then presented in chapter four.

1.1 UGANDA'S CONTEXT⁴

Uganda is a landlocked country and member of the East African Community. Uganda spreads over 241,551 sq. km of largely fertile arable land. The country has an elaborate decentralised and local governance structure in the local councils (LC) 1-5 system. Recent changes have seen a rapid increase in the number of district local governments from 77 as of July 2006 to now almost 120. Decentralisation increases potential for civil society to engage and monitor government programme at the grassroots level although increase in the number of districts has meant that the cost of public administration has sky-rocketed to unsustainable levels. Also, at national level, we can observe a growing centralisation of power. Political space is shrinking, reforms are stagnating, the commitment to poverty reduction is questioned, and the human rights of sexual minorities are being suppressed. Uganda receives substantial aid from traditional donors, but new alliances, e.g. China, and oil revenue will reduce donor dependence.

Women representation in political spaces has increased particularly after the promulgation of the 1995 constitution, which provided for affirmative action for special interest groups that include women, youth, people with disabilities and workers. In addition to the designated women seats at local and parliamentary levels, women and youth can also compete for the directly elected seats and within the other special interest groups. However, society still largely sees women (who constitute 52% of the population) as second-class citizens and gender disparity remains high, with women poorer and more marginalised than men. Women are affected disproportionately by low participation in decision-making at community, district and national levels, and by low control over household decisions about property and assets, access to land, the division of labour, production and consumption. This marginalisation is reinforced by women's low level of access to legal and social services. Also, domestic violence is mainly against women and still largely condoned. It is thought by some to be increasing due to urbanisation and high unemployment. Sexual minorities are targeted for harassment and violence.

Uganda's economic growth has been 6.5% over the last two decades and since 2000 it is estimated to have averaged 7.8%, according to the figures from the Ministry of Finance Planning and Economic Development. The World Bank projects that the overall economic growth outlook is positive as long as the government gives priority to the elimination of infrastructure constraints and the recovery of agricultural production in Northern Uganda. When interpreting economic growth and poverty trends in Uganda, it is important to note the extremely low base from which the country emerged in the mid 1980's following almost two decades of widespread political instability and conflict. In 1986, most Ugandans were substantially poorer than they had been thirty years before and real per capita incomes were lower than they had been in the 1970's. It has been estimated that in 1986, over 60% of private wealth was held abroad.

⁴ This section is based on the Joint Country Analysis and Strategy (JCAS) of Oxfam in Uganda, 2012-2017. Oxfam in Uganda has in the meanwhile adopted a new country strategy for 2014-2019.

Uganda's estimated current population is 32.9 million, 52% of whom are women. At 3.3% annual growth rate, the population is projected to reach 40.6 million by 2017. This high population growth rate is attributed to a high total fertility rate, which currently stands at 6.9 children per woman. More than half of the population (51.6%) is below 15 years of age and 51.1% below 18 years. 2% of children are orphans and 1.1 million households have at least one orphan. This presents a high age dependency ratio meaning that for every 100 persons in the working age group (15-64 years), there are 117 dependent persons. This situation sustains and feeds a poverty cycle. Although there is a growing urban population, over 85% of the population lives in rural areas. 82% of the labour force is rural with 66% employed in agriculture and 42% of the household earning mainly from agriculture and 25% from wage employment. The unemployment (and under employment) is high at 4.2% and 3.5% respectively. More than a half of the children (15-17 years) are economically active, 25% are child labourers and 38% of the children (0-17 years) are vulnerable.

The National Development Plan (NDP) noted that the growing population density puts pressure on natural resources thereby, creating serious socio-economic problems including land fragmentation and land disputes, environmental degradation, climate change, poor agricultural yields and constraints in physical planning among others. Current government priorities are largely focused on improvement of infrastructure and education, however, these priorities continues to be undermined by endemic corruption and red tape which slows, and in many cases leads to no implementation of the prioritised sectors.

Uganda is marked by geographical inequity in income and non-income poverty with especially the marginalised North. The degree of the North-South divide raises concerns about its potential impact on social cohesion. The poverty and exclusion of the North are reinforced in the analysis of the Economic Justice, Essential Services, HIV and AIDS, and Rights in Crisis.

Different structures have been established at different levels of government to fight corruption but endemic corruption (including within the same institutions like the decentralised local governance structures) has plagued the poverty alleviation programs like Prosperity For All Programmes (PEAP), Northern Uganda Rehabilitation Programme,. Efforts have been made to ensure institutions like Inspectorate of Government (IGG), Public Accounts Committee and legislations such as the Anti Corruption Act 2009 to fight the vice however, corruption has persisted and continues to undermine the efficient delivery of public services, increasing inequality and loss of confidence in the government.

All these trends are resulting into a waning interest and influence of donors in the country, a fact not helped by the adverse global economic situation, which is forcing the traditional donors to reprioritise their contributions. According to a recent statement by the World Bank and Uganda Country Office, donors will continue jointly establishing and monitoring benchmarks that define their relationship with the government and reducing their direct budget support funding. This could have a significant impact on development trends in the country particularly if the diversion of the meagre resources raised is not put to the purpose for which it is intended.

Civil society in Uganda is heterogeneous and it's presented in different forms including rights holders, civil society organisation which include faith based organisations (FBOs), community based organisations (CBOs), national and international non-governmental organisations (NGOs), professional bodies, media, academia, trade unions, farmer associations, cultural institutions and in some ways political parties. Due to the shrinking political space, civil society has more difficult relationship with controlling government but still has a considerable scope for work. Operating in an environment of generalised grand and petty corruption, civil society organisations need to continue to develop their own accountability and capacity. Links between civil society organisations and their local constituencies should be stronger. Links between local constituencies, national forum and networks are weak, undermining advocacy and campaigns.

1.2 OXFAM STRATEGY FOR UGANDA⁵

Changes Oxfam wants to see

Oxfam's vision for Uganda is that all women, men and children in Uganda realise their rights and enjoy an improved quality of life, empowered by an environment where vibrant civil society, a responsible private sector and a responsive and accountable government ensure equitable access to resources.

Ugandans are prevented from realising their rights by an environment where weak governance and inequitable access to resources are tolerated and condoned, negatively affecting all aspects of life.

It should be noted that customs, norms, traditions, attitudes and beliefs in Uganda drive behaviours and practice, which can impact either positively or negatively on Ugandans realising their rights.

How Oxfam thinks the changes will happen

Ultimately the change occurs because citizens, especially women, are empowered to claim their rights through dialogue with a responsive and accountable state and with a responsible private sector, resulting in access to services and economic opportunities that match the varied needs of Uganda's regions.

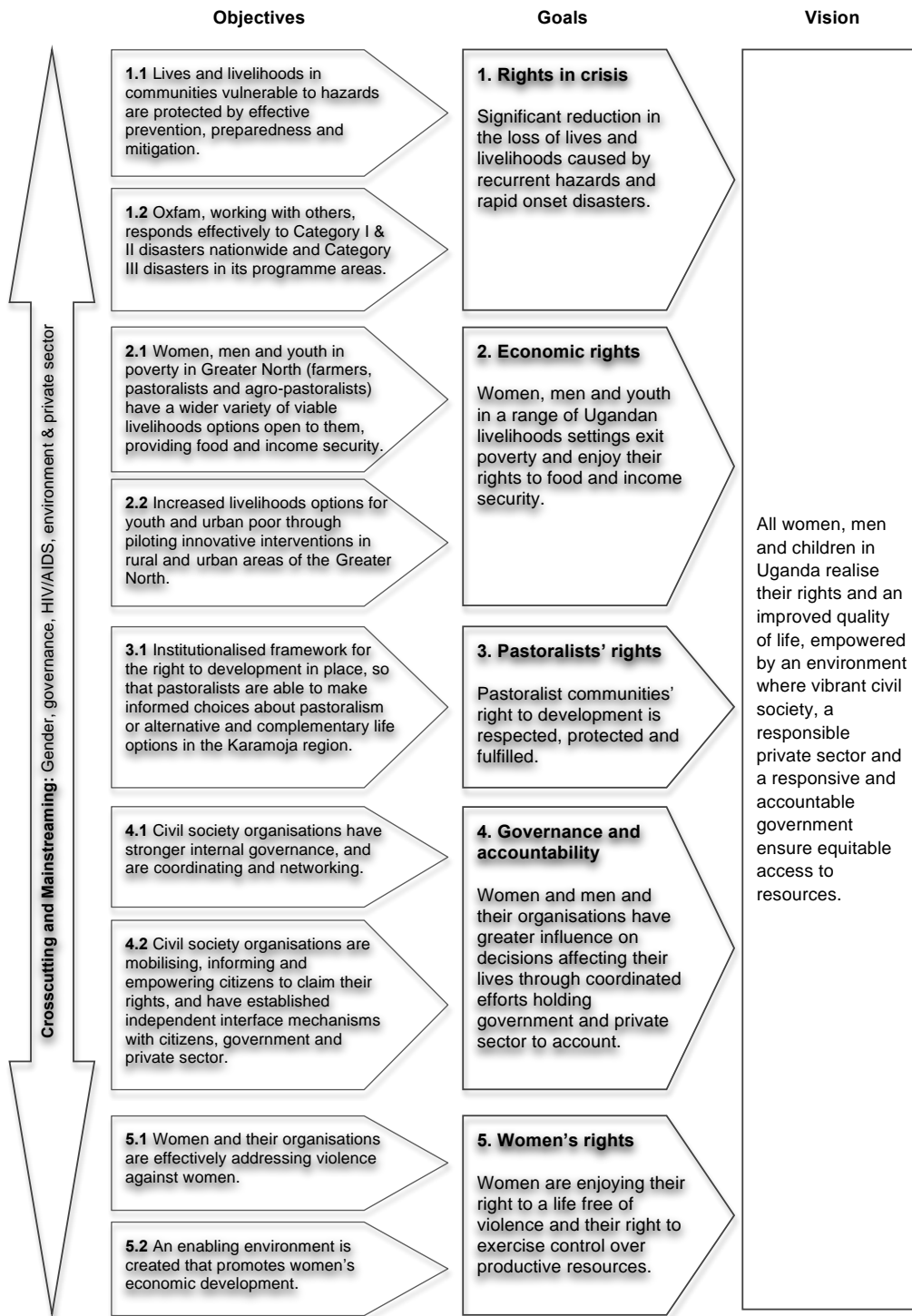
Held accountable by citizens, the national and local government provides an enabling environment. It assures disarmament, peace and security, disaster prevention and preparedness, and an environment in which tolerance, diversity and gender equality flourish. It oversees economic policies and manages Uganda's natural resources not just to benefit small elite groups, but for the benefit of all citizens, especially women, the growing proportion of young people under 25 years old in the population, and marginalised groups like pastoralists. The government negotiates fair terms of trade for Uganda regionally and globally, and regulates the social and environmental responsibility of the private sector. The government transparently manages revenues, e.g. from oil, investing equitably in infrastructure and support services so that small-scale producers can access markets and gain fair prices, and investing in education and health services that meet minimum quality standards nationwide in which regional equity in investments and budgets is leading.

Women, men and young people come to know their rights, to lack fear and be empowered as a result of mobilisation by CSOs operating countrywide, including in marginalised areas. The CSOs – including social movements and cultural, religious and occupational groupings – form alliances and share information in networks. Accurate information is made widely available by independent media organisations operating to professional standards. The CSOs carry out campaigns, providing citizens with the rights-based knowledge required to negotiate effectively with government and private sector institutions.

The CSOs have legitimacy based on accountability to their broad constituencies and exemplary standards of governance, setting an example to government and private sector institutions. Central to these standards is that women are participating effectively as leaders at all levels in civil society, government and private sector institutions.

⁵ This section is only an excerpt of the Joint Country Analysis and Strategy (JCAS) of Oxfam in Uganda, 2012-2017. Oxfam in Uganda has in the meanwhile adopted a new country strategy for 2014-2019. Please refer to those documents for an extensive overview of Oxfam's strategy for Uganda.

Overview of country objectives, goals and vision



1.3 OXFAM'S RIGHTS-BASED APPROACH

Oxfam has adopted a rights-based approach to development and fights against poverty and injustice by empowering people to actively take part in social, economic and political processes, hold the powerful accountable for their actions and have an influence on decision making. Basic rights for every individual include aspects of economic and social wellbeing, vulnerability and resilience to cope with external shocks, as well as rights to be heard and have an identity. Beyond the individual level, the rights-based approach involves increasing the degree to which people are able to organise themselves in social and political organisations, and thus be able to hold their governments

accountable and to influence political decision making.

The rights-based approach has been operationalised by Oxfam in five fundamental rights:

1. the right to a sustainable livelihood
2. the right to basic social services
3. the right to life and security
4. the right to be heard (social and political participation)
5. the right to an identity (gender justice and diversity)

These five rights address the main dimensions of poverty. They have strong interrelations and are therefore considered as a whole. Activities that contribute to one of these rights may affect other rights as well.

There are especially strong links between rights 4 and 5 on the one hand and rights 1, 2 and 3 on the other: empowerment of individuals is a precondition for their participation in social and political processes and decision making (right 4) about economic (right 1) and social (right 2) development, as well as to ensure their security (right 3). This needs to be the case for all individuals irrespective of the sex, ethnic or other group in society to which they belong (right 5). The work on education (as part of access to basic social services – right 2) is often done with the objective to capacitate people to improve their livelihoods (right 1) or to empower people, so that they can take part in political processes (right 4). The work on health (right 2) is also needed to ensure food and income security (right 1). These are just a few examples. Many other linkages between the five rights exist.

Oxfam's goal is to have impact by changing the lives of people living in poverty and injustice. Its rights-based approach focuses on shifting power relations, so that people can work on improvements in their own life. Impact will then be visible in the lives of people. As a result of a particular programme's focus it is likely that more impact will be achieved on indicators directly linked to the particular programme. Because of the linkages between the five rights, as described above, impact may also be seen on indicators that are less directly related to the programme. It therefore makes sense to measure changes related to all five rights, irrespective of the focus of the interventions of a particular programme.

1.4 IMPACT MEASUREMENT APPROACH IN BRIEF

By evaluating the impact of its programmes, Oxfam Novib seeks to measure and understand changes in people's lives related to a given programme's domain of intervention over a longer period of time. The evaluation methodology, the World Citizens Panel, combines quantitative and qualitative research.

The analysis of quantitative data is based on predefined indicators, which cover general rights-based poverty indicators and programme specific indicators defined by programme partners. Qualitative information is gathered and analysed through project participants' stories of perceived changes in their lives (i.e. Stories of Change, an adaptation of the Most Significant Change methodology).

The strength of the World Citizens Panel lies in the combination of a quantitative and a qualitative analysis, as both complement and reinforce each other. Furthermore, for the purpose of the World Citizens Panel, Oxfam Novib has adapted the household surveys approach and the Most Significant Change methodology in order to make them as user-friendly as possible (and not expensive), while still ensuring reliability of data. The approach makes use of mobile phone technology with an impact survey app, of online automatic statistical reporting and of video recording of Stories of Change for cost effective and attractive monitoring and evaluation.

Measuring impact in this way will contribute to improved strategic and financial resources management that enhances the cost-efficiency and effectiveness of programmes and investments aimed to improve the lives of people living in poverty.

1.5 STUDY OBJECTIVE

The objective of this impact study is to measure and understand the changes in people's lives

caused by Oxfam's projects in Uganda and this on a broad range of indicators, both general as well as tailored to the Ugandan context. The study first wants to quantify the impact of Oxfam's projects in Uganda, to then zoom in on certain survey results to gain a deeper understanding of selected topics through Stories of Change.

The chapter on the survey treats the impact of Oxfam's projects in Uganda on a number of key indicators, derived from Oxfam's rights-based approach that builds on five fundamental rights:

1. the right to resources for a sustainable livelihood;
2. the right to basic social services;
3. the right to life and security;
4. the right to social and political participation;
5. the right to an identity

Additional specific indicators for this survey in Uganda, based on Oxfam's theory of change for the country, revolved around the following topics:

- Land owned by women
- Occurrence of gender-based violence in Uganda
- Possibilities for women to fulfil a leadership position in society in Uganda

The aim of the Stories of Change track is to have a more in-depth understanding of the results obtained and how they were obtained, with regard to two domains:

1. Gender-based violence
2. Land rights for women

This report will analyse the following questions:

- What were the changes described in the stories?
- How do changes in livelihood interact with changes in the relationship between husband and wife, including gender-based violence? What does that mean for our interventions?
- How do changes in personal beliefs and practices interact with changes in social norms? What does that mean for our interventions?

2 METHODOLOGY

2.1 IMPACT SURVEY

The World Citizens Panel's impact survey is a questionnaire-based research method designed to quantify the impact of Oxfam's projects on people's lives. To this end, a counterfactual approach is used: both people participating in Oxfam's projects (i.e. the target group) as people not participating in those projects but having identical characteristics (i.e. the control group) are asked the same questions on a broad range of indicators. By comparing the answers of both groups, the impact of Oxfam's projects can be determined. The quantitative results of the impact survey then form the basis for further qualitative research through Stories of Change.

2.1.1 COUNTERFACTUAL APPROACH

The "impact" of Oxfam's projects, subject of this study, can be defined as the effect of those projects – and of those projects only – on the beneficiaries. In order to measure the projects' impact, it is necessary to single out the project as an influencing factor in the lives of beneficiaries, as opposed to factors such as – for example – changed economic or political conditions, or interventions of other NGOs or governments. Impact evaluations want to determine what would have happened to the beneficiaries had the intervention not existed.

Any impact evaluation thus needs to be constructed around a good counterfactual; this is the situation a particular subject would be in had he or she not been exposed to the intervention. However, it is not possible to study an individual twice in the same timeframe, with and without the intervention. Hence, the best alternative is to compare the survey responses of people who have participated to the programmes of Oxfam and its partners ("target group") with the responses of comparable people that did not participate to these programmes ("control group"). In doing so, it is important to select a control group that is very similar to the beneficiary group, such that the beneficiaries would have had outcomes similar to those in the control group in absence of inclusion in the intervention. This selection is an essential step in the impact survey process.

2.1.2 SURVEY PROCESS

Oxfam Novib and 17 partners in Uganda carried out an impact survey in 2014. The survey started with an introductory workshop in Kampala for all partners in June 2014. A toolkit with guidelines and (ICT based) tools was introduced and practiced during the workshop in order to prepare all partners for later data collection and reporting. Key attention points during the training were random sampling, the composition of a control group and conducting the interviews in an effective way to ensure reliable answers from the respondents.

The survey process broadly consisted of the following nine steps:

1. Introductory workshop in Kampala (June 2014).
2. Partners defined the size of their target group (number of beneficiaries/project participants that they work with directly).
3. Partners also identified a comparable control group of the same size as the target group and with the same characteristics as the target group, but without having participated to the projects.
4. The required sample size was determined with an online sample size calculator (www.surveysystem.com).
5. A random sample of participants and members of the control group was drawn with the help of an online tool for random sampling (www.random.org).
6. Survey coordinators in all partner organisations made lists with people to be interviewed, indicating the unique respondent's code and the code of the programme they were part of (i.e. the Governance / Accountability programme, the Economic Rights programme, or the Gender / Education / Youth programme).
7. Interviewers (i.e. other staff of partner organisations or external interviewers) were

trained by the staff of the partner organisations that had participated in the introductory workshop in Kampala. Interviewers were preferably staff of the partners with good knowledge of the beneficiaries and their context. This makes it possible for them to ask also sensitive questions and judge whether the answers are a true reflection of the reality. They were instructed to make sure that they would not accept socially desirable answers or answers that exaggerate the situation in order to get more support. The only way to do a good interviewing job would be to obtain reliable answers, whether positive or negative.

8. Respondents were interviewed using an impact app on a smartphone or a paper-and-pencil questionnaire.
9. Data were uploaded from smart phones or entered into an online system (in case of paper-and-pencil questionnaires).

Then, during a reflection workshop on the preliminary results held in Kampala in August 2014, the results were presented for each partner organisation separately.⁶ This was followed by a critical and constructive reflection on the results by each partner organisation that collected data. This resulted in a number of areas (domains) that were selected for more in-depth qualitative research by selected partner organisations, using the qualitative research method of Stories of Change. These areas are gender-based violence and land rights for women.

2.1.3 QUESTIONNAIRE

The questionnaire that was used for the impact survey in Uganda consists of two parts: a standard questionnaire, used for all WCP's impact surveys, and a set of questions tailored to the Ugandan context. The standard questionnaire had previously been developed by the World Citizens Panel (in collaboration with partners from various countries⁷) and was discussed with Oxfam staff and partners in Kampala. Small modifications were made, especially to allow sensitive questions to remain unanswered in communities where some issues are impossible to address (especially in the area of sexual and reproductive rights). In addition to the standard questionnaire, specific questions were added about the influencing role of civil society on the themes of land rights and gender, and on the topics of economic rights, governance & accountability, and gender. The full questionnaire can be found in annex 1.

2.1.4 PARTNERS AND RESPONDENTS

PARTICIPATING PARTNER ORGANISATIONS

Data from 17 partners that conducted surveys among their target and control group were included in the overall impact analysis. Each partner organisation carried out an interview among their beneficiaries and a control group. Table 1 shows the number of respondents for both the target group and the control group per partner organisation. The table also shows under which Oxfam programme each partner is categorized.

⁶ All partners were also given access to their own organisation's results in the form of statistical tables and graphs.

⁷ Oxfam Novib staff and partners from India, Philippines, Ethiopia, Kenya, Bolivia, Uganda, Senegal, Occupied Palestinian Territories and South Africa met in a series of workshops to define dimensions of poverty, key indicators and questions for measuring the impact of their work. The system was tested and revised and introduced in a large scale pilot in Uganda in 2012 together with online and offline data entry tools.

Table 1 Partner organisations per programme, and numbers of respondents

Programme	Name of Partner	Target group	Control group	Total
Governance / Accountability	ACORD	119	117	236
	CEW-IT	158	193	351
	EA	152	139	291
	IST	76	83	159
	SEATINI	139	139	278
	Total	644	671	1315
Economic Rights	ALIN	143	142	285
	CREAM	198	171	369
	PELUM	114	106	220
	Send a Cow	111	131	242
	Tujjenge	153	157	310
	VEDCO	184	184	368
	Total	903	891	1794
Gender / Education / Youth	CEFORD	124	122	246
	ESAFF	131	155	286
	FAWE	167	148	315
	HAG	202	169	371
	UNATU	172	166	338
	YADEN	151	137	288
	Total	947	897	1844
	Total	2494	2459	4953

GENERAL CHARACTERISTICS OF SURVEY RESPONDENTS

Table 2 shows the background of survey respondents in the target and control group on a range of characteristics.

Table 2 Characteristics of survey respondents per group

Characteristic	Target group	Control group
<i>Sex</i>		
% women	58%	46%
% men	42%	54%
<i>Region</i>		
Karamoja	0.0%	0.1%
West Nile	26%	26%
Acholi	47%	47%
Lango	4%	3%
Tesco	12%	14%
Busoga	3%	3%
Central	7%	7%
<i>Degree of urbanization</i>		
Urban	8%	9%
Semi-urban	13%	17%

	Rural	79%	74%
<i>Age</i>			
	16-25	14%	18%
	26-45	58%	56%
	46-65	25%	22%
	Above 65	3%	4%
<i>Literacy</i>			
	% of literate respondents	73%	68%
<i>Level of education</i>			
	None	18%	20%
	Grade 1-4	18%	16%
	Grade 5-8	30%	28%
	Secondary	24%	26%
	Higher education	10%	10%
<i>Occupation (cumulative responses possible)</i>			
	% of farmers/agricultural worker/fishermen/pastoralists	85%	81%
	% of respondents non-farming employed	3%	5%
	% business (wo)man	18%	18%
	% domestic/home-based/own household work	26%	29%
<i>Household characteristics</i>			
	Number of adults living in household (mean)	3,6	3,2
	Number of children living in household (mean)	4	3,5
<i>Poverty level</i>			
	Below poverty level (earning less than 1,25\$ / 3250 UGX a day)	52%	57%
	Above poverty level (earning less than 1,25\$ / 3250 UGX a day)	42%	35%
	Unknown	7%	9%

INTENSITY OF RESPONDENTS' PARTICIPATION IN PROJECT ACTIVITIES

Because this study wants to measure how the interventions of Oxfam and its partners have made an impact on the lives of project beneficiaries, it is important to know what these interventions were and how long the beneficiaries have been exposed to them. On average, respondents in the target group participated for 4.3 years in the activities of the organisation that surveyed them. The standard deviation is 2.7 years. Most people have participated between 1 and 5 years in the partner organisation's activities (see Table 3).

Table 3 Numbers of years of participation in partner's activities

Response	Target group
1 year	12%
2 years	15%
3 years	18%
4 years	20%
5 years	10%
6 years	9%
7 years	4%
8 years	5%
9 years	3%

10 years	1%
more than 10 years	4%

Table 4 shows the types of activity that a member of the respondent's household participated in during the last year. Cumulative answers were possible.

Table 4 Types of activity a member of the respondent's household participated in during the last year

Response	Target group
Livelihoods (sustainable production and protection)	63%
Education	39%
Conflict transformation	18%
Access to information	19%
Social and political participation	17%
Humanitarian aid	9%
Financial services and markets	22%
Health	28%
Natural disaster reduction	13%
Access to justice	15%
Gender / women's rights	27%
None	17%

2.1.5 ANALYSES

For a selection of indicators, an in-depth impact analysis was conducted by the World Citizens Panel team of Oxfam Novib. The analysis focuses on determining whether there are statistically significant differences in the outcomes for the target group respondents as compared to the respondents in the control group.

In the following section the results of the survey will be presented. Comparisons between the target group and the control group will be presented in terms of the average treatment effect, which is the difference between the "matched" means of the target group and the control group. Unless indicated otherwise, all figures refer to a matched comparison between the target and control group. The statistical significance of the differences between the matched means is expressed with one, two or three asterisks (depending on the level of confidence):

- * means $p < .05$: there is a 5% chance that the value is found "by chance" and 95% confidence that there is significant difference,
- ** means $p < .01$: there is a 1% chance that the value is found "by chance" and 99% confidence that there is significant difference,
- *** means $p < .001$: there is a 0.1% chance that the value is found "by chance" and 99,9% confidence that there is significant difference.

Hence, if a difference between the target and control group does not show an asterisk, this means the difference is not statistically significant and this therefore means that there is no difference between the target and control group for the given indicator.

2.2 STORIES OF CHANGE

The Stories of Change method aims at discovering the unexpected, intangible results achieved by a certain program but which have not been captured by the impact survey. In addition, it is used to obtain an in-depth understanding of how change has taken place and what the role of Oxfam and the partner organisation was in the process. This information helps us to test the assumptions of

our theories of change and to analyze how we could improve our strategies to become more effective.

2.2.1 DOMAINS

The two components of the World Citizens Panel, the impact survey and the Stories of Change, are closely linked. During the joint reflection on the outcomes of the survey (at a workshop in Kampala in August 2014) partners and Oxfam have identified the survey results that did not show a clear picture, but that were thematically of high relevance to them. The participants decided on two domains that needed further qualitative research in order to improve understanding of their respective projects' results: gender-based violence and land rights for women.

Partners could opt in on the Stories of Change track, depending on their interest in the identified domains. Eight partner organisations decided to collect Stories of Change. They collected stories on one single domain of change, i.e. the domain deemed most relevant to their work, as displayed in the table below:

Table 5 Domains of change and participating partner organisations per domain

DOMAIN	ORGANISATIONS
Gender-based violence	ACORD, CEFORD, CEW-IT, HAG, VEDCO, YADEN
Land rights for women	CREAM, ESAFF

2.2.2 STORY COLLECTION PROCESS

The Stories of Change process started in September 2014 with a training and inception workshop with the eight participating partner organisations and Oxfam in Uganda. During this workshop, partners received training on interviewing techniques and on collecting Stories of Change. In addition, they jointly determined the criteria on the basis of which storytellers would be selected. These criteria were based on the already identified 'puzzles', i.e. the outcomes of the survey that could not be interpreted without additional qualitative information.

From October to December staff of those organisations conducted in-depth interviews with participants of their projects. The latter were asked to tell their personal 'Story of Change'. This is conceived as a story on the most significant change that they perceived in their own lives or in their community, with regard to the selected domain of change (i.e. gender-based violence or land rights for women), in recent years. A Story of Change interview starts with asking the storyteller to describe in short the most important changes experienced within the domain in recent years. Then, for the most significant among those changes, the storyteller is asked a detailed account of how it came about. This account is the actual Story of Change.

Partners have used an interview form to conduct the interview (see annex 2). This form has a limited number of open questions to leave room for probing based on the answers given by the storyteller. At the start of each interview, the interviewer asks for consent to conduct the interview and at the end he asks for consent to use of the stories (and pictures or movies) for other purposes than learning within the WCP study.

The organisations collected one or two test stories and received feedback on these from the WCP researcher before they continued the collection of the rest of the stories. They registered the stories on paper and complemented these with a few pictures of the storyteller and his environment. The stories were uploaded and stored in an online database, using Fluid Surveys. After the upload in the online database, the WCP researcher provided feedback on the story after which the organisations visited or called the storyteller to obtain the additional information that was needed.

A total of 52 stories have been collected by the partner organisations. 45 of the stories have been reviewed and completed with additional information from the storyteller a second time (or even a third time, in some cases).

Finally, in another reflection workshop held in Kampala in January 2015, staff of the partner organisations and Oxfam together analysed the stories and drew lessons for improvement of their projects

2.2.3 CHARACTERISTICS OF STORYTELLERS

The below table shows the main characteristics of the people who have shared their Story of Change.

Table 6 Characteristics of storytellers

VARIABLES	TOTAL	PER ORGANISATION							
		ACORD	CE-FORD	CEW-IT	CREAM	ESAFF	HAG	VEDCO	YADEN
GENDER									
Female	40	4	4	4	4	8	5	6	5
Male	12	1	2	2	2	2		1	2
SUB-REGION									
Northern region:									
Acholi	23	5				6	5		7
West-Nile	17		6		4	4		3	
Lango	4							4	
Unknown	2				2				
Eastern region:									
Teso	6			6					
MARITAL STATUS									
Couple	38	2	5	4	6	8	3	5	5
Widowed	6	1		2		2		1	
Divorced	5	2	1				1	1	
Single	3						1		2
AGE									
25 - 30	12		2	1	1	1	1	1	5
31 - 40	16	3	2	2	1	3	1	2	2
41-50	11	1	2	2	1	3	1	1	
51+	9	1		1	1	3		3	
Unknown	4				2		2		

2.2.4 ANALYSIS

The analysis of the stories has been done in two complementary ways:

1. Participatory analysis by story collectors, project managers and Oxfam staff
2. Qualitative analysis by the WCP researcher

During workshops in Kampala in January 2015, the participating partner organisations and Oxfam

have jointly reflected on a number of stories in order to analyze how the reported changes had been achieved. This reflection was organized following principles of 'participatory narrative inquiry'.⁸ During the workshop, partner organisations and Oxfam formulated recommendations on how to incorporate the lessons learned in their daily work.

After this, the WCP researcher analyzed all stories in order to describe the mentioned changes and to analyze the links between changes. To code the stories use was made of the MAXQDA, a qualitative data analysis software package. After coding, stories with different changes and patterns of change were compared to uncover recurrent pathways of change.

⁸ More information on participatory narrative inquiry can be found in "Working with Stories" by Cynthia Kurtz. Available on <http://www.workingwithstories.org/>

3 RESULTS OF THE SURVEY

This chapter describes the results of the impact survey in Uganda. The results are organised in five paragraphs that cover the five fundamental rights of Oxfam's rights-based approach. Each paragraph first presents the indicators on which data were collected. Then the major differences between the target group and the control group are described. Where relevant, survey results are broken down for specific subcategories of respondents. These subcategories are:

- respondents of the Economic Rights programme in Uganda;
- respondents of the Governance / Accountability programme in Uganda;
- respondents of the Gender / Education / Youth programme in Uganda.⁹

An additional paragraph treats the topic of Land Rights for Women, which was determined as a topic of particular interest at the survey reflection workshop of August 2014 in Kampala (paragraph 3.8).

3.1 SUSTAINABLE LIVELIHOODS

CHANGE IN INCOME

Presentation of the indicator

Income is the most widely used indicator for measuring changes in people's wealth situation. Universally the poverty line has been established at \$1 per capita per day (1985 prices), while various countries also work with national poverty lines expressed in US\$ or local currency equivalents. Although widely used at national levels (by calculating aggregated figures), it is hard to measure income at an individual level. First of all, it needs a clear definition on what is included (monetary income, production value etc.) and people are usually not eager to provide exact information on what they earn. An interesting approach is Save the Children's household economy approach¹⁰. This approach, however, requires substantive time and resources. The use of these resources may be justified in certain projects, especially for planning and close monitoring purposes, but is impossible at a large scale. Therefore, people participating in the activities of Oxfam's partner organisations were asked whether they have observed a change in income. Within a set of multidimensional indicators, people's perception of their income change is also a very powerful indicator. One might argue that people's perception of improvement is even more important than the actual improvement itself. The indicator used is perceived change in income. Income is defined as monetary income received in a respective period through various sources (work, interest, remittances, gifts etc.) plus the value of goods produced and used for own consumption in the same period.

The respondents were asked whether they have observed a positive or negative change in their income or no change at all over the previous 12 months.¹¹ The results in Figure 1 demonstrate that in general, most people report an increase in income (as the scale values are above 0). This holds for both the target group and the control group.

The bottom part of the graph displays whether there is a statistically significant difference between the target and the control group¹², determining the extent to which Oxfam's programmes¹³ have impact on the perceived income change.

The survey results (presented in Figure 1) show that more people in the target group perceived an increase in their income than people in the control group. For the Economic Rights Programme, the – statistically significant¹⁴ – difference between target (64 %) and control group (49 %) is even more

⁹ Table 1 above indicates which organisations fall under which programmes.

¹⁰ www.savethechildren.org.uk/HEA_Guide.pdf

¹¹ This results in a scale ranging from -1 (income decrease), 0 (no change), to 1 (income increase). The vertical axis in figure 1 represent the scale ranging from -1 income decrease to 1 income increase.

¹² For an explanation of the concept of statistical significance and the asterisks, see paragraph 2.1.6 above.

¹³ Note that, throughout this report, when reference is made to "Oxfam's programmes", this relates to the programmes in Uganda for which Oxfam Novib partnered with the organisations that are participating in the survey.

¹⁴ $p < 0.001$

outspoken.

Figure 1 Impact on perceived income change



The impact of Oxfam's programmes in Uganda on beneficiaries' perception of the changes in their income is positive and substantial. This impact is – in line with what is expected of such a programme – even higher for the Economic Rights programme.

VALUE OF ASSETS

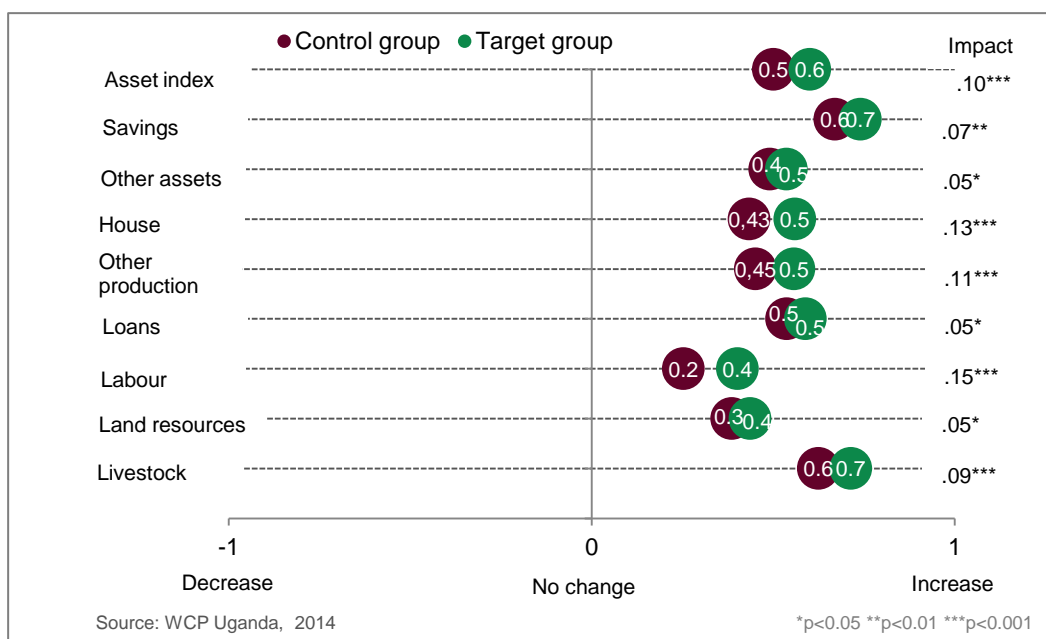
Presentation of the indicator

Increased income alone is not necessarily sufficient as an indication of economic well-being. The income may be used for other purposes than the well-being of the family (e.g. payment of debts, social obligations, and individual pleasure). Therefore the value of assets has been added as an indicator.¹⁵ It is assumed that the selected categories of assets will show whether increased income has resulted in investments and increased value of people's possessions, thereby indicating increased wealth. For each of these assets, an analysis was made to measure whether there has been a positive or a negative change in the asset's value or no change at all, in the past 12 months.¹⁶ In order to obtain a summary value for all assets, we created an index. All values of the asset categories were added up, except for the loans, and divided by seven (total number of assets) to create an asset index. Loans were not included in the asset index since an increase in loans could be interpreted both as a sign of increased access to capital as a sign of impoverishment.

¹⁵ This is only done for the partners in the Economic Rights programme. See Table 1 for an overview of these partners.

¹⁶ Similar to our measure of income, a value was given to each answer for a perceived change in value of assets as follows: increase is given a value of 1; decrease is given a value of -1; no change and not applicable are given a value of 0.

Figure 2 Change in assets by group for Economic Rights programme



We have displayed the scale values in Figure 2. The scale values are plotted on the horizontal axis for the target and the control group for each type of asset (vertical axis). We find that that on average respondents report an increase in the value of their assets in both the target and the control group. This is shown by the fact that all values are above 0. Although most respondents report an increase in assets, the share of respondents that reports an increase is larger in the target group compared to the control group. Differences between target and control group are all statistically significant, so they are attributable to Oxfam’s Economic Rights programme.

All in all, the impact of Oxfam’s Economic Rights programme in Uganda on the perceived values of assets is clearly positive and wide-ranging.

FOOD SECURITY¹⁷

Presentation of the indicator

The number of months with insufficient food and the number of meals consumed per day are key indicators for measuring food security. Although the indicators do not show whether the quality of the food and the diet have changed, they are widely used and generally considered to be the most practical and powerful indicators of the food security situation.

We asked respondents how many months they had insufficient food during the past 12 months. The majority of respondents within the target group (70 %) reported that they had at least during 1 month insufficient food in the past 12 months. For the control group, this figure stands at 73 %. On average, respondents within the target group reported having 2.11 months of food insufficiency in the past 12 months. For the control group, this was slightly more (2.26 months), which makes for a – statistically significant¹⁸ – positive impact of 0.15 months of Oxfam’s programmes on the target group’s food security in the past 12 months. For the Economic Rights Programme, the averages are even slightly more positive (2.05 months of food insufficiency for the target group and 2.17 for the control group) but there is no statistical significance.

For the Economic Rights programme, we also asked respondents how many meals per day were consumed during the most critical month of food insecurity. On average, respondents within the target group reported having consumed 1.95 meals per day during the most critical month of food insecurity. For the control group, this was slightly less (1.82 meals), which makes for a – statistically significant¹⁹ – positive impact of 0.12 meals per day of Oxfam’s Economic Rights programme on the target group’s meal consumption during the most critical month of food insecurity.

¹⁷ The number of observations for partner organisations in the good governance programme was too low to accurately estimate impacts on food security. This is due to the fact that a very small amount of people in the good governance programme reported food insufficiency.

¹⁸ p<0.05

¹⁹ p<0.001

3.2 ESSENTIAL SERVICES

EDUCATION

Presentation of the indicator

People can often not afford to send their children to school for various reasons: for example because they need their labour, because they cannot pay the cost of education, comprising school fee, uniforms, books etc. When income increases and when people are more involved in economic and social activities and exchanges with other people, they will be more inclined to send their children to school. Better educated people are a sign of social impact and reduced poverty. At the same time education is a good basis for further development.

To measure educational status, usually the enrolment rates of girls and boys are considered. This was also done for our survey. The results demonstrate that in the target group (88 %) and the control group (87 %) the percentage of children in the school age that are enrolled in school is fairly high. The difference between the target and control group is not significant, so Oxfam's programmes in Uganda do not have an impact on the school enrolment rate of children in the school age.

Presentation of the indicator

Still, a better measurement is the number of children that finish primary school. UNESCO uses the percentage of children in the first grade of primary education who reach the fifth grade assuming they have started receiving reading and writing lessons in grade 1. The survival rates to grade 5 are regarded as a safe indication for learning outcomes and hence for education quality. The fifth year of primary schooling is often taken as the threshold for acquisition of sustainable literacy. This indicator is part of the Basic Capability Index (BCI) that Social Watch²⁰ uses for measuring basic welfare (see for the other two indicators the next section on health). The BCI has a strong correlation with other human capabilities.²¹ A similar indicator (percentage of children dropping out of school before grade 5) is therefore used in the World Citizens Panel survey in order to make a comparison with Social Watch data on a national level possible.

As shown in Figure 3, we find that in one in five of all surveyed households, both in the target and control group, children have dropped out of school before grade five. For the target group of Oxfam's Gender / Education / Youth programme this figure is similar (21 % of households). However, for the control group of this programme, the figure is significantly lower (17 %). We thus find a negative impact of Oxfam's Gender / Education / Youth programme on the survival rates until grade 5. Hence, although general school enrolment rates are very high and most children continue school at least until grade 5, the people who participate in the Gender / Education / Youth programme of Oxfam and its partners report higher levels of school drop-out compared to the people who do not participate in this programme. For one partner organisation within the Gender / Education / Youth programme, this was an important finding because, as they noted during the reflection workshop in August 2014, "the project was advocating for parents to encourage their children to stay in school to complete the education cycle". Another organisation, not part of this programme, noted that the "high rate of drop out of school among our target groups [is] something that we need to follow up and find out the reasons".

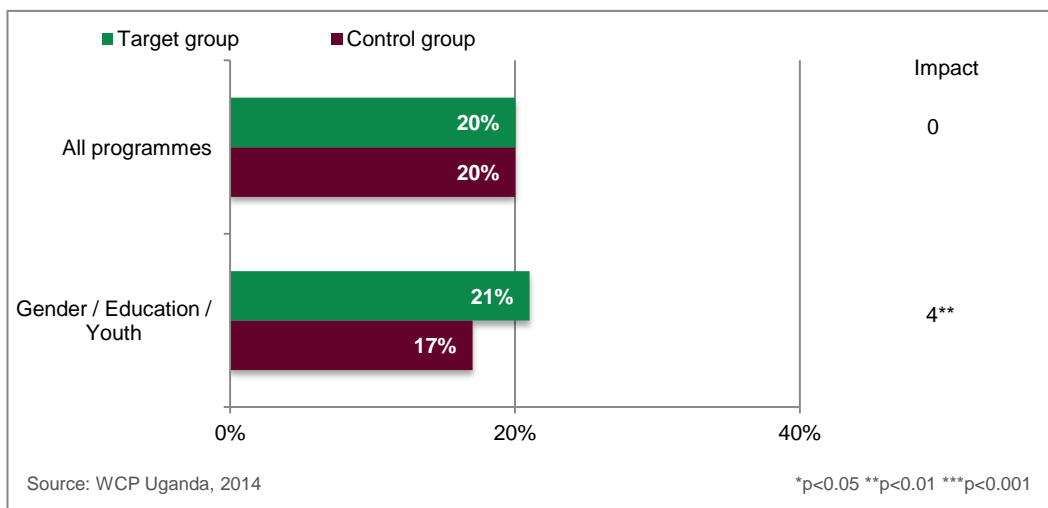
A possible explanation for this negative impact is that education projects give students life-skills and practical skills for income generation. Having acquired these skills, a number of students opts to leave school and use their skills in generating income for their own livelihood. This is not necessarily a negative development if placed in the context of deteriorating quality of education in Uganda where finishing formal education will still leave students incapable of finding employment.

²⁰ Social Watch is an international network informed by national citizens' groups aiming at following up the fulfilment of internationally agreed commitments on poverty eradication and equality. These national groups report, through the national Social Watch report, on the progress - or regression - towards these commitments and goals. The international secretariat of Social Watch is hosted by the Third World Institute in Montevideo, Uruguay. See also: www.socialwatch.org.

²¹ Research has indicated that as a summary index, the BCI provides a consistent general overview of the health status and basic educational performance of a population. It has also proven to be highly correlated with measures of other human capabilities related to the social development of countries. See <http://www.socialwatch.org/node/9376>.

It can also be added here that, both in the target and control group, slightly more girls (on average 0.72 for the target group and 0.75 for the control group) than boys (on average 0.68 for the target group and 0.69 for the control group) dropped out of school.

Figure 3 Percentage of households that report children have dropped out of school before grade 5



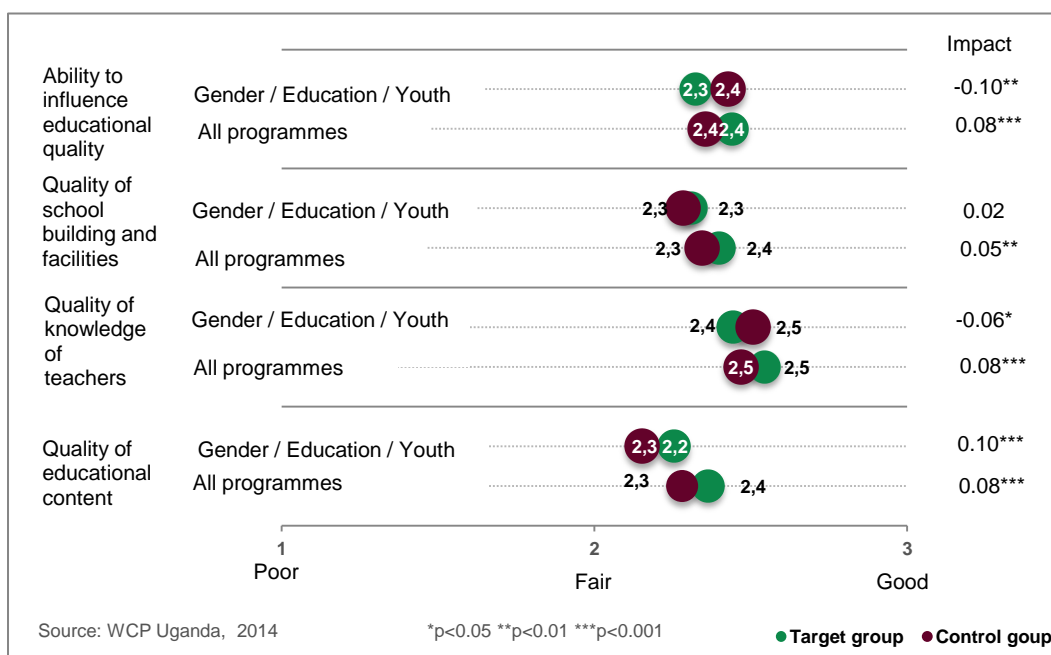
Furthermore, we looked at the respondents' appreciation of the quality of the education that their children received. To measure this quality, respondents were asked to rate the quality of the following four education components:

- the content of the educational material (curriculum)
- the knowledge and skills of the teachers
- the school building, facilities and surroundings
- their ability to participate in the management of the school and influence the quality of education

Overall, the appreciation of the quality of education is positive, with ratings generally somewhere between "fair" and "good", as the numbers in Figure 4 below demonstrate. All Oxfam's programmes taken together have had a positive and statistically significant impact on all four components. During the reflection workshop in August 2014, partner organisations expressed their surprise with regard to these positive numbers, given the "current wave of criticisms and debates going around the country questioning the quality, the curriculum and the education system of Uganda".

The impact of the specific Gender / Education / Youth programme however is not as positive. Only on the quality of the educational material's content, it registers a positive and statistically significant impact. On teachers' knowledge and skills and respondents' influencing ability, the Gender / Education / Youth programme has made a statistically significant negative impact. Concern was noted during the reflection workshop about "whether the respondents have the knowledge and capacity to analyze the quality of education in terms of content, teacher knowledge and skills". But a more plausible explanation for this negative impact could be that participants in the Gender / Education / Youth programme are made aware of the lack of quality in the existing education material through participation in the programme, and are hence more likely to voice their dissatisfaction.

Figure 4 Appreciation of quality of education



HEALTH

Presentation of the indicator

The most direct way of measuring health is to ask project participants whether they have been ill. For those who reported having been ill in the last three months, the number of days were registered that a person had not been able to get involved in normal daily activities due to illness.

The survey results demonstrate that 44 % of respondents within the target group reported that they were unable to participate in normal daily activities somewhere in the last three months due to illness. For the control group, this is slightly less (42 %), but this difference between the target group and control group is not statistically significant.

If we look at the number of days people were unable to participate in normal daily activities due to their illness, there is a statistically significant difference: on average, people in the target group were ill for “only” 17 days in the last three months, while this was 20 days for people in the control group. This makes for a – statistically significant²² – positive impact of 3 days of Oxfam’s programmes on the target group’s ability to participate in normal daily activities due to illness. During the reflection workshop in Kampala in August 2014, surprise was expressed with regard to these high levels of reported illness, notably by the Institute for Social Transformation. Because partner organisations have other primary focus areas, no further research was undertaken into these results. In this regard, it is also to be noted that Uganda ranks very low on UNDP’s Health Index: it occupies place 164 out of 187 countries ranked, based on data of 2013.²³

Presentation of the indicator

Social Watch demonstrated that two other indicators, which provide good information on the health situation, correlate strongly with the wider set of social indicators and are therefore included in its Basic Capabilities Index²⁴. These are:

- percentage of deliveries attended by skilled personnel
- mortality rate of children under 5 years

²² p<0.01

²³ See <http://hdr.undp.org/en/content/health-index>.

²⁴ Research has indicated that as a summary index, the BCI provides a consistent general overview of the health status and basic educational performance of a population. It has also proven to be highly correlated with measures of other human capabilities related to the social development of countries (<http://www.socialwatch.org/node/9376>)

These two indicators are relatively easy to measure and make it possible to compare data with national figures.

As for the first indicator, we find that for the target group 91 % of the deliveries are attended by skilled health personnel. For the control group, this is 87 %. This difference between target group and control group is statistically significant²⁵. Oxfam's programmes thus have a positive impact on the attendance of deliveries by skilled health personnel.

In order to measure under-5 child mortality, we also asked respondents how many children were born in their household in the past 5 years, and how many of these children were still alive at the time of the survey. We found that for the target group, 95 % of children born in the past 5 years were still alive, while this is 96 % for households in the control group. This difference is not statistically significant, so Oxfam's programmes did not have an impact on under-5 child mortality.

²⁵ p<0.05

3.3 LIFE AND SECURITY

Presentation of the indicator

Empowerment of people is expected to lead to increased capabilities to deal with threats and disasters and to a reduction of victims of violent acts. The degree to which people fall victim to serious physical damage and to which they perceive a threat of their physical integrity and personal belongings are therefore good indicators of their vulnerability. Less vulnerable people will have increased capabilities for social and economic empowerment. The indicators used by the World Citizens Panel distinguish between actual damage experienced on the one hand and the capability to cope with disasters on the other hand.

EXPERIENCES OF PHYSICAL DAMAGE

First of all, people were asked whether they had experienced physical damage to themselves or their belongings because of a number of different types of disasters. We distinguished between the following sources of damage:

- damage due to natural disaster
- damage due to civil unrest
- damage due to banditry
- damage due to terrorism
- damage due to religious extremism
- damage due to state action

The target group (54 %) report having experienced less damage due to natural disaster than the control group (64 %). This difference is statistically significant²⁶, so people participating in Oxfam's programmes have experienced less damage due to natural disaster thanks to these programmes. However, the target group (10 %) reports having experienced more damage due to civil unrest than the control group (7 %). This difference is also statistically significant²⁷. This could suggest that people in the target group are more aware of damage caused by civil unrest thanks to their participation in project activities, whereas people in the control group have a different interpretation of civil unrest and hence of the cause of such damage.

For the other sources of damage there are no significant differences between the target and control group.

DISASTER PREPAREDNESS

Presentation of the indicator

Aside from actually experiencing damage, being prepared for emergency situations might be an even more important indicator. This indicates resilience and the capability to prevent social and economic deterioration as a result of external shocks. The extents to which a person has knowledge about potential emergency situations and to which he is capable to act in such emergency situations are important indicators for preparedness. We distinguish between the actual measures taken and the capability to cope with future disasters.

The survey results show that the perceived ability to cope with potential future disasters is higher among the target group (52 %) compared to the control group (45 %). This difference is statistically significant²⁸, so Oxfam's programmes have had a positive impact on beneficiaries' ability to cope with disasters.

When looking at whether people have actually taken measures to cope with future potential disasters, we find that 52 % of respondents in the target group have taken actual measures to cope with disasters. This is statistically significantly²⁹ more than the control group (46 %).

Oxfam's programmes in Uganda did not only have a positive impact on people's perceived ability to cope with disaster, but also on actual behaviour of people (i.e. taking measures to prepare for future potential disasters).

²⁶ p<0.001

²⁷ p<0.001

²⁸ p<0.001

²⁹ p<0.001

3.4 SOCIAL AND POLITICAL PARTICIPATION

Exercising the right to participate in social and political organisations and having the capability to initiate and/or take part in action against injustice are key areas for Oxfam’s work on the right to be heard and active citizenship.

ACCESS TO INFORMATION

Presentation of the indicator

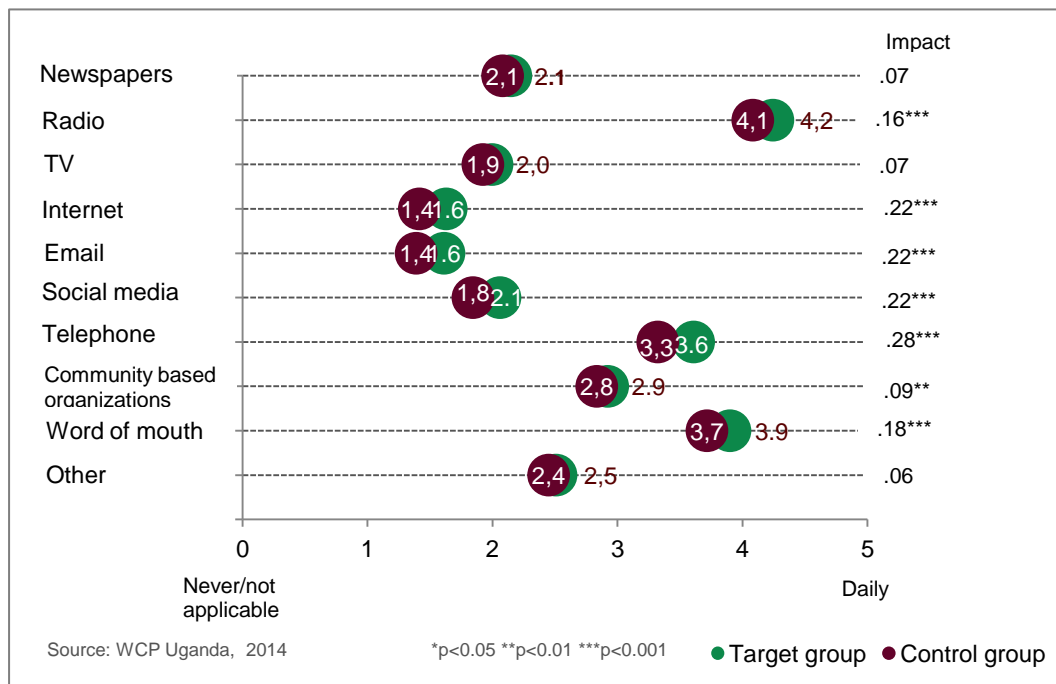
In order to participate in social and political life, demand rights and act against injustice, it is important that people are informed about public affairs. People have the right to access government or publicly-funded information, including for example, census data, public expenditure and scientific and social research produced with the support of public funds.

The World Citizens Panel has therefore included a question about the sources of information that people use to access information on public issues. Access to information is a pre-condition for empowerment and accountability and therefore fundamental to Oxfam’s work. Moreover, this demonstrates which channels people use most and henceforth through which media participants and potential participants among the control group can be reached.

We asked which sources of information or media people used to access information on public issues. We measured the frequency of use on a five-point scale ranging from 0 (never/not applicable/no access) to 5 (daily).

In Figure 5 below, we have listed the various sources of information and plotted the frequency of use ranging from 0 (never/not applicable) on the left hand side of the horizontal axis to 5 (daily) on the right hand side of the horizontal axis. The more people use a certain type of media the higher the score on the scale (the more to the right of the horizontal axis). The difference between the target and control group is shown as ‘impact’.

Figure 5 Frequency of use of source of information to access information on public issues



Overall, the most frequently used sources of public information – both for the target and the control group – are radio, followed by word of mouth and telephone.

It appears that Oxfam’s programmes in Uganda had a statistically significant yet modest positive impact on the target group’s use of radio, internet, e-mail, social media, telephone, community based organisations and word of mouth as sources of public information.

PARTICIPATION IN ORGANISATIONS

Presentation of the indicator

Social organisations are a key player in the force field of government-private sector-civil society, especially to ensure that the rights of people are being respected. Unequal power balances can be addressed by strengthening organisations that stand for the rights of people living in poverty. Many organisations encourage people to work together, empower people to participate in civil life and stress that some form of social organisation helps in advocating in the interest of people living in poverty. They thus contribute to more participation in social organisations and a stronger position of project participants in social and political actions.

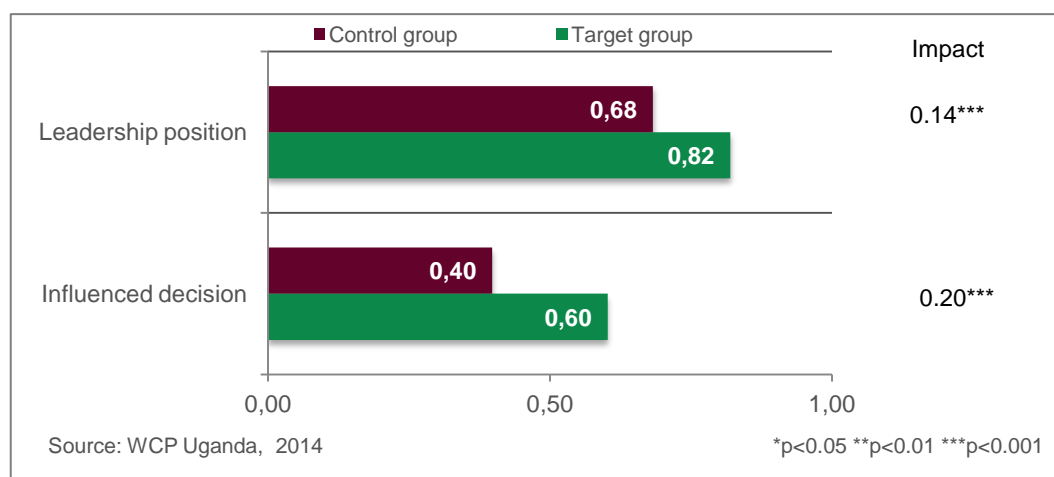
An important indicator for empowerment is participation in organisations and decision-making power. Membership of a social or community organisation is the first step in gaining more influence. Next is being able to influence decisions, as this would indicate important changes in power structures. Another important indicator to measure decision making power is leadership positions fulfilled by project participants.

In the survey we asked for a wide variety of membership of organisations. These are religious organisations, community organisations, sports clubs, school organisations, women's organisations, political parties, trade unions, and farmers' organisations. The survey demonstrated that 97 % of all respondents (target and control group) reported to be member of at least one of those organisations. The most popular organisations were religious organisations, with 64 % of all respondents reporting to be a member, followed by village savings and loan associations (50 %), farmers' organisations (48 %) and community organisations. On average, both in the target and control group, respondents were member of 3.3 organisations.

Apart from membership of organisations, another key indicator for empowerment is the ability of people to influence decision making or hold leadership positions within these organisations. We have thus measured whether people influenced decision making within organisations or held a leadership position. The results are displayed in Figure 6 below. On average, respondents in the target group hold 0.82 leadership positions, against 0.68 in the control group, while they have influenced 0.60 decisions against 0.40 in the control group. These differences are statistically significant.

From these results, it appears that Oxfam's programmes in Uganda have a general and positive impact on holding a leadership position in an organisation or on influencing a decision in organisations.

Figure 6 Number of leadership positions held and number of influenced decisions, on average.

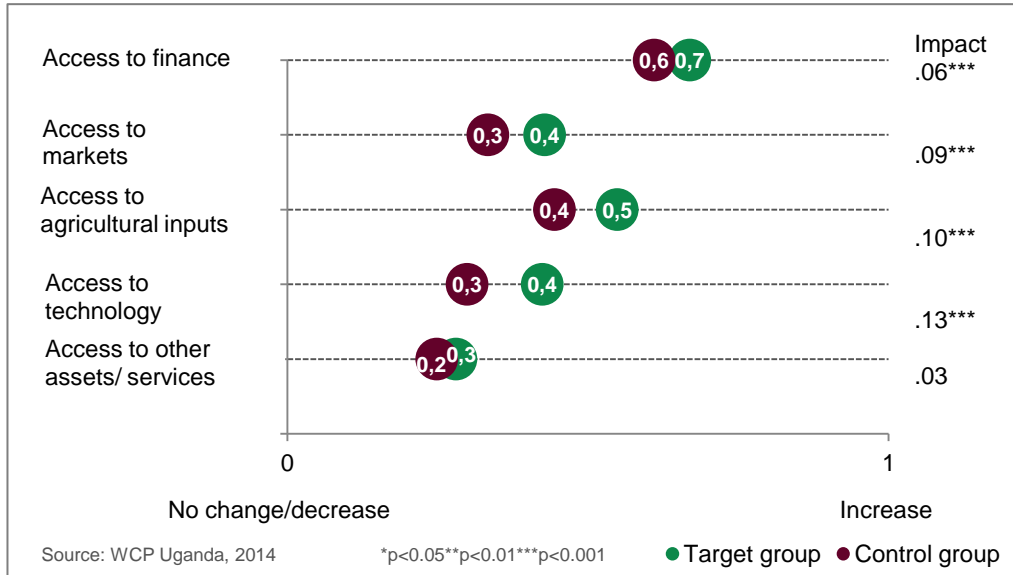


In addition, we note that the overall number of people who hold a leadership position in an organisation is fairly high (41 % of all respondents).

Finally, we also asked respondents how they thought their participation in the mentioned groups had changed their wellbeing in terms of access to finance, to markets, to agricultural inputs and to

technology.³⁰ The results are displayed in Figure 7. From these results, it appears that Oxfam's programmes in Uganda have a positive impact on changing people's perception of the importance of their participation in an organisation for increasing their wellbeing.

Figure 7 Percentage of people who report a changed wellbeing thanks to participation in an organisation



POLITICAL PARTICIPATION

Another indicator to measure the activity of respondents in the social and political realm is participation in collective action against injustice. The results, shown in Figure 8 below, demonstrate a positive impact of Oxfam's programmes, and in particular of the Governance / Accountability programme.

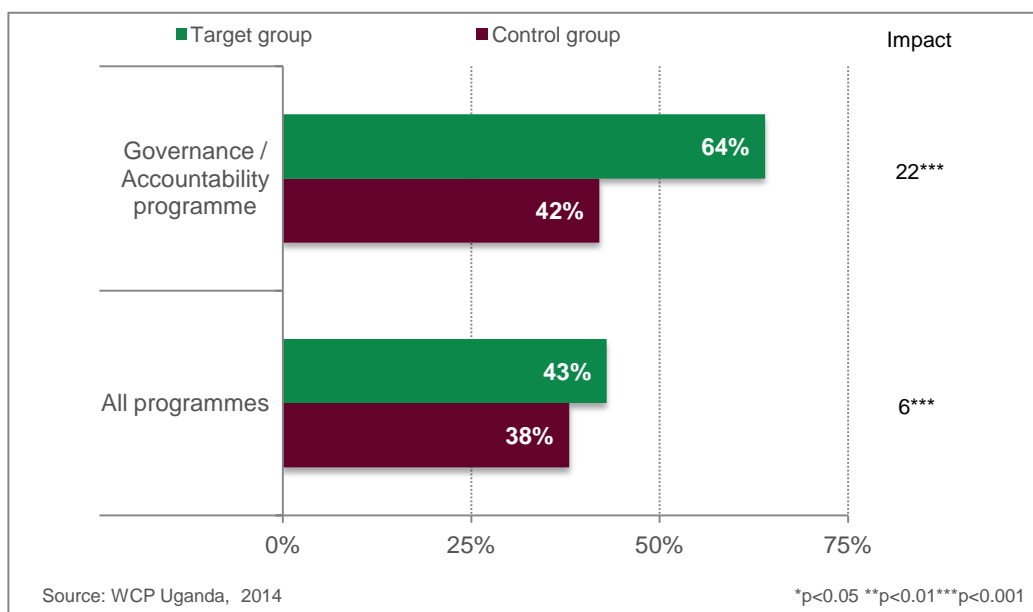
We have also observed that:

- men participated about 30 % more often in collective action against injustice than women, both in the target and control group;
- about 30 % more people from rural areas in the target group participated in collective action against injustice than people from rural areas in the control group;
- about 30 % more people without an identity card in the target group participated in collective action against injustice than people without an identity card in the control group.

We can conclude that with regard to collective action against injustice, Oxfam's programmes made a difference for vulnerable people (i.e. people living in rural areas and/or without an identity card).

³⁰ In order to determine a single score for this question, a scale was used ranging from 0 (no change or decrease) to 1 (increase).

Figure 8 Percentage of people who report having participated in any collective/community action against any injustice or to fight for rights, in the past year



The survey also measures the extent to which respondents experienced rights violations. First we asked whether respondents experienced rights violations (yes/no) and if they experienced a violation of their rights, we asked in what sense their rights were violated. Respondents could choose between being withheld access to information, denied access to services or harassment. For all Oxfam’s programmes, 36 % of the respondents in the target group reported that their rights had been violated in the past 12 months, compared to 41 % in the control group. This difference is statistically significant³¹. For the Governance / Accountability programme, the percentages are similar (38 % for the target group and 37 % for the control group), but this difference is not statistically significant. All Oxfam’s programmes taken together have a positive impact on people’s experience of rights violation, but the Governance / Accountability programme has no impact.

The most often mentioned type of rights violation, for all Oxfam’s programmes, was harassment. But since both in the target group and the control group this was mentioned by 18 % of respondents, it results that Oxfam’s programmes made no significant impact on the perceived occurrence of harassment. Oxfam’s programmes did have a significant impact on the experience of denial of access to information (target group: 7 % compared to control group: 10 %³²) and of denial of access to services (target group: 11 % compared to control group: 13 %³³).

From the survey results, it appears that Oxfam’s programmes in Uganda have a positive impact on the political participation of people, considering participation in collective action against injustice and experiencing rights violations: more people take part in collective action and less experience rights violations.

RIGHTS AWARENESS

Two final indicators in the realm of social and political participation relate to awareness of rights and duties and to freedom of expression. We asked respondents whether they considered themselves as someone who is aware of his or her rights and duties in society, and whether they feel free to express their opinion on social and political issues if they want (i.e. in the citizens’ spaces, including neighbourhood assemblies, ICT platforms, social media). Possible answers were “not at all”, “somewhat”, “substantially” and “totally”.³⁴

³¹ p<0.001

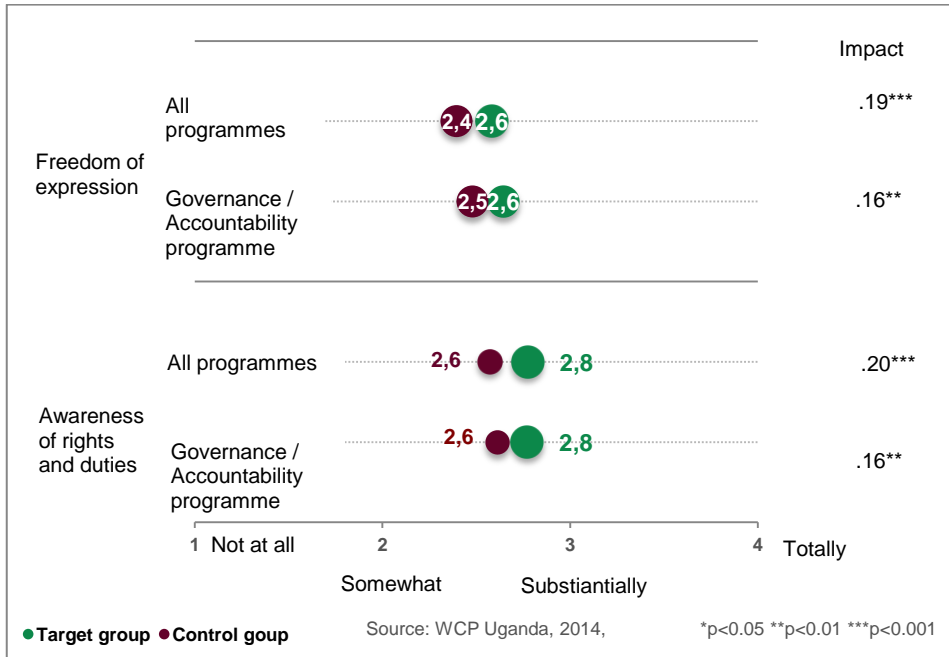
³² p<0.01

³³ p<0.01

³⁴ In order to determine a single score for this question, a scale was used ranging from 0 (not at all)

From the results displayed in Figure 9 below, it appears that Oxfam’s programmes have made a significant impact on people’s perception of their awareness of their rights and duties in society, as well as on the perception of their freedom of expression on social and political issues. The specific impact of the Governance / Accountability programme is smaller than the overall impact results, yet still significant.

Figure 9 Perception of freedom of expression and awareness of rights and duties



to 4 (totally).

3.5 GENDER AND EMPOWERMENT

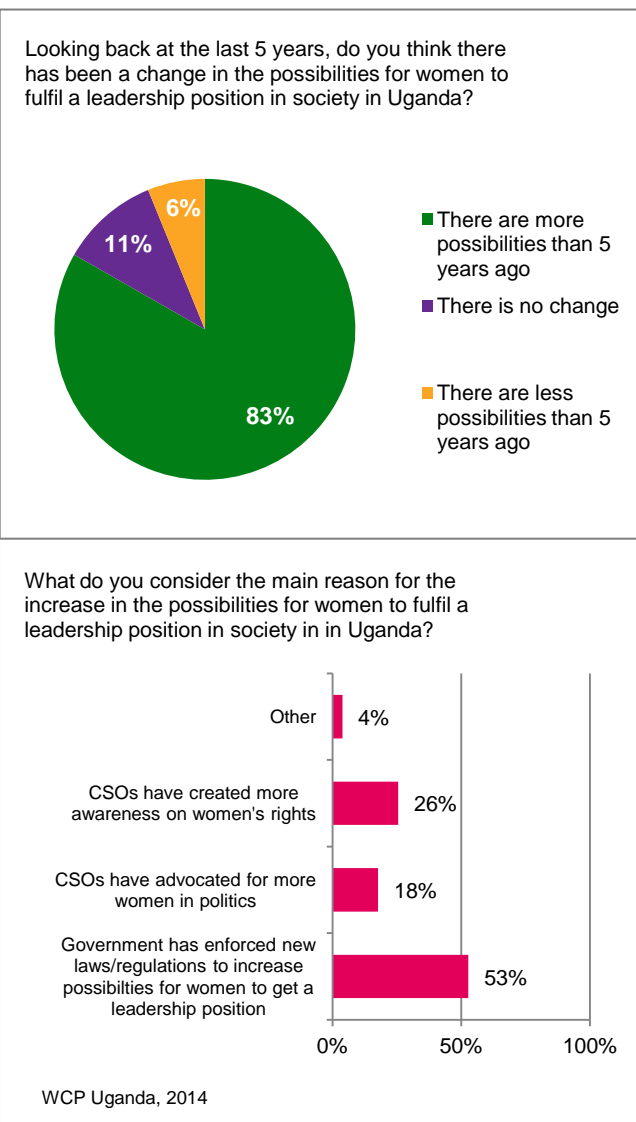
Female leadership, gender-based violence, sexual and reproductive rights are the key areas in the World Citizens Panel for measuring gender and empowerment. The WCP employs a diverse set of indicators to measure the advancement of gender justice. Additionally, the WCP measured the influencing role of civil society on women’s empowerment in Uganda.³⁵

CHANGES IN FEMALE LEADERSHIP

Presentation of the indicator

The indicators used until now mainly refer to changes at the individual level. But Oxfam’s influencing efforts on women’s empowerment aim for change at the broader societal or systemic level. We thus asked the survey respondents to give their view on several changes at the societal level referring to female leadership and women’s empowerment.

Figure 10 Change in possibilities for female leadership, past 5 years



First, we asked to what extent the respondents think the opportunities for female leadership increased in the past five years. We find that 83 % of all respondents say that the possibilities for female leadership did increase (see Figure 10). As this refers to broader systemic change instead of changes in attitudes or behaviour of individuals and this cannot be directly and causally attributed to program participation, we do not distinguish between a target and control group. We can hence not make a statement about the impact of Oxfam’s programmes on opportunities for female leadership based on the survey results.

For the people who perceived an increase in the opportunities for female leadership, we asked who or what is ‘responsible’ for this increase. Respondents could choose between awareness raising by civil society organisations (CSOs), advocacy by CSOs, the government enforcing new laws and regulations and other reasons. We find that most respondents argue that the main reason for the increase in the possibilities for women to fulfil a leadership position in society in Uganda is the government enforcing new regulations that increased the possibilities for female leadership (53 %). Civil society seemed to have

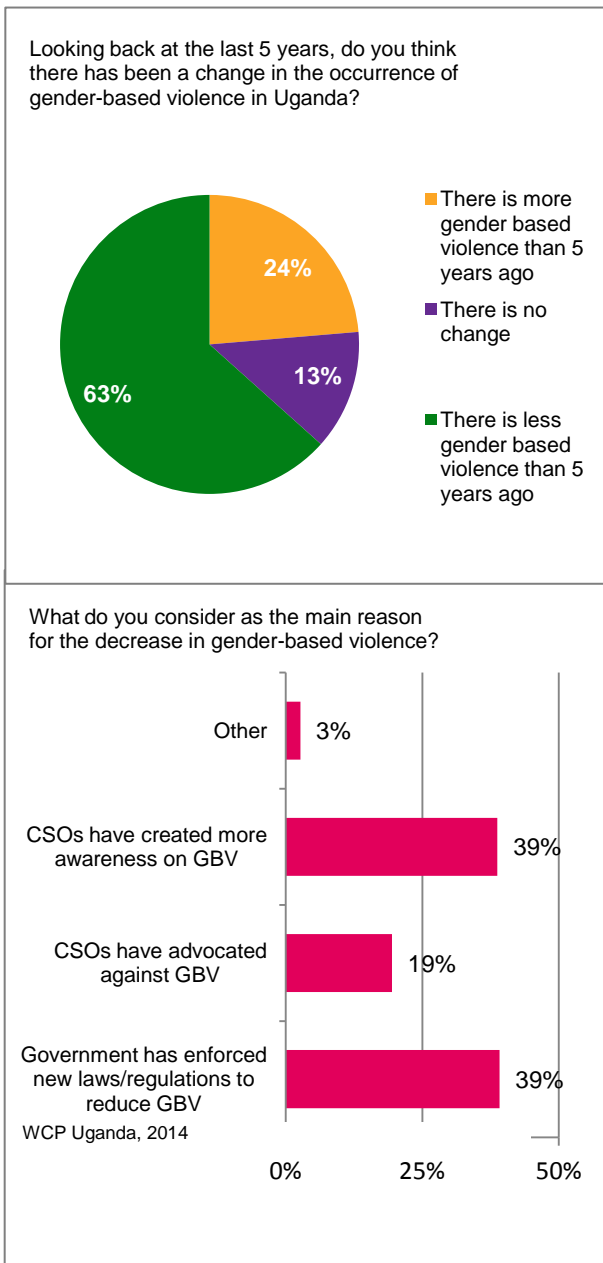
³⁵ For further reading and comparison, see Faculty of Humanities and Social Sciences, Uganda Martyrs University, “Taking Stock of a Theory of Change. An Impact Assessment of OXFAM’s Civil Society Partners’ Influencing Role on Land Rights and Gender Issues in Amuru, Moyo, and Kotido – Uganda”, October 2014, 86pp. This study was carried out in parallel with the WCP impact study by an independent research team from Martyrs University. It focused on Oxfam’s civil society partners’ influencing role on land rights and gender issues in selected areas.

played a less important yet still considerable role, as many people argue that civil society has a strong role both through raising awareness (26 %) and through advocating for female leadership (18%).

GENDER-BASED VIOLENCE

Decreasing gender-based violence (GBV) is an important goal for Oxfam within the right to an identity, gender justice and diversity. The WCP included a broad set of indicators on gender-based violence. These are both attitudinal indicators, as well as behavioural indicators. Although gender-based violence is a sensitive and salient topic to measure, we also included measurements on the incidence and awareness around gender-based violence.

Figure 11 Changes in GBV, past 5 years



First, we asked all respondents whether the occurrence of gender-based violence in Uganda had changed during the past five years. As shown in Figure 11, we find a rather diverse picture: although the majority (63 %) argues that there is a decrease in gender-based violence, still about a quarter (24 %) of the respondents observes an increase in gender-based violence. 13 % of respondents argues that there has not been a change in gender-based violence in the past five years in Uganda. For this indicator, there is no statistically significant difference between the target and control group. Oxfam's programmes did thus not make an impact on the occurrence of gender-based violence, or at least not on the respondents' perception of this occurrence.

We also asked the respondents (from target and control group taken together) who observed a decrease in gender-based violence what they consider as the main reason for this decrease. They attribute the decrease in gender-based violence in equal measure to CSOs creating more awareness on GBV (39 %) and to the government enforcing new laws and regulations to reduce GBV (39 %).

Furthermore, we asked respondents whether domestic violence against women is a problem in their community. Both in the target group and the control group, this was largely confirmed: 70 % of respondents in the target group and

71 % in the control group find domestic violence against women a problem in their community. This minor difference is not statistically significant. For the Education / Youth / Gender programme (target group: 80 %, control group: 78 %) the results were similar, with again no statistical significance. When disaggregating the overall results by sex, we find that relatively more women in the control group (71 %) than in the target group (69 %) find domestic violence against women a problem in their community. Again however, this small difference is not statistically significant. Oxfam's programmes did thus not make an impact on the perception of domestic violence against women as a

problem in the community.

All in all, the survey results do not provide a clear-cut picture on the state of gender-based violence in the surveyed parts of Uganda. Although a majority of respondents indicates that the *occurrence* of gender-based violence has *decreased* (63 %), at the same time an almost similar proportion of the respondents also indicates that domestic violence against women is a *problem in their community* (70 %). During the reflection workshop in Kampala in August 2014, one of the explanations given for this picture was that responding that gender-based violence has increased could either indicate that it has indeed increased (negative change) or that the respondent is now more aware of the problem or has changed his/her attitude and now thinks it is a problem indeed (positive change).

Changed attitudes towards gender-based violence are intangible results and therefore not easy to fully capture with a quantitative survey. Therefore, the organisations decided to collect Stories of Change on this domain, in order to better understand a) what kind of changes have been brought about among project participants and b) how these changes have come about. The results of this process are described in Chapter 4.

POLITICAL ROLE FOR WOMEN

Finally, we also asked respondents to indicate their level of agreement with the statement that “women should be politically active, both on local level and national level”. Possible answers ranged from “I strongly agree” to “I strongly disagree”.³⁶ The results show that Oxfam’s programmes have made a statistically significant³⁷ impact on people’s level of agreement with the statement that women should be politically active: in the target group the average score was 1.5, while it was 1.4 for the control group.

SEXUAL AND REPRODUCTIVE HEALTH RIGHTS

The indicators included in the World Citizens Panel regarding sexual and reproductive health rights centre on knowledge and attitudes regarding contraceptives. First, we asked to what extent it is possible for women to talk with their husbands or partners about family planning. This is an indication of the extent to which there is a safe space to talk about family planning within the intimate sphere. Both in the target group (79 %) and in the control group (77 %) we find that the majority of respondents report that women have the ability to talk about family planning with their husbands or partners. The difference between target and control group is however not statistically significant. For the Gender / Education / Youth programme (target group: 80 %, control group: 81 %) these numbers are similar, and there is also no statistically significant difference found. Also when breaking the results down according to sex, no statistically significant difference is found for the percentage of women that estimate it possible for women to talk with their husbands or partners about family planning. Oxfam’s programmes did thus not have an impact on the possibilities for women to talk with their husbands or partners about family planning.

Next to this attitudinal characteristic, we also assessed whether people have knowledge about obtaining contraceptives. The WCP questionnaire included the question whether it is possible in the respondent’s community to obtain contraceptives to limit pregnancies. The answer categories were ‘yes’, ‘no’, and ‘not possible to answer’. Both in the target group (84 %) and in the control group (82 %) we find that the majority of respondents report that it is possible to obtain contraceptives in their community. The difference between target and control group is however not statistically significant.

In conclusion, Oxfam’s programmes have not realized an impact on the WCP indicators on sexual and reproductive health rights in Uganda.

³⁶ To analyse the results, we used a scale ranging from 0 (strongly disagree) to 2 (strongly agree).

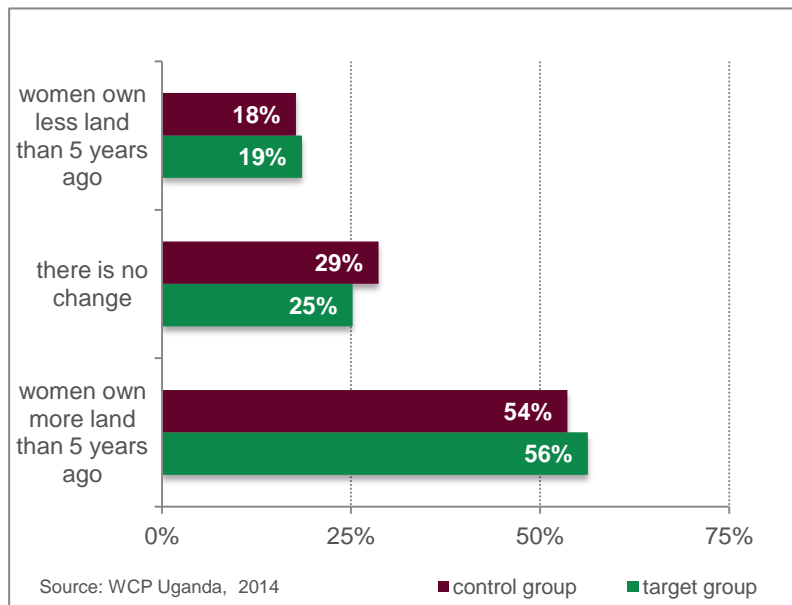
³⁷ $p < 0.001$

3.6 LAND RIGHTS FOR WOMEN

As said in the context analysis in the first chapter, Ugandan women are still seen as second-class citizens in society. Gender disparity remains high, with women poorer and more marginalised than men. In particular, women are affected disproportionately by low control over access to land. In order to measure the impact of their programs on women’s access to land, organisations participating in the survey decided to add questions on land ownership of women to the standard WCP questionnaire.

First, we wanted to find out whether there was an evolution in the actual amount of land owned by women. Respondents were thus asked if there had been a change in the amount of land owned by women in the last five years. As shown in Figure 13, there seems to be a positive trend regarding women’s land ownership in Uganda: more than half of the respondents in both the target group and the control group indicated that women now own more land than five years ago. This trend is particularly prominent in urban and semi-urban areas. Note however that the above differences

Figure 12 Reported change in the amount of land owned by women in the last five years



between the target group and the control group are not statistically significant. Oxfam’s programmes have hence not had an impact on the respondents’ perception of changes in women’s land ownership in the last five years.

Then, we wanted to scrutinize the factors driving this increase. We thus asked respondents what the main reason is for the increase of land owned by women. Answers to this question are partly in line

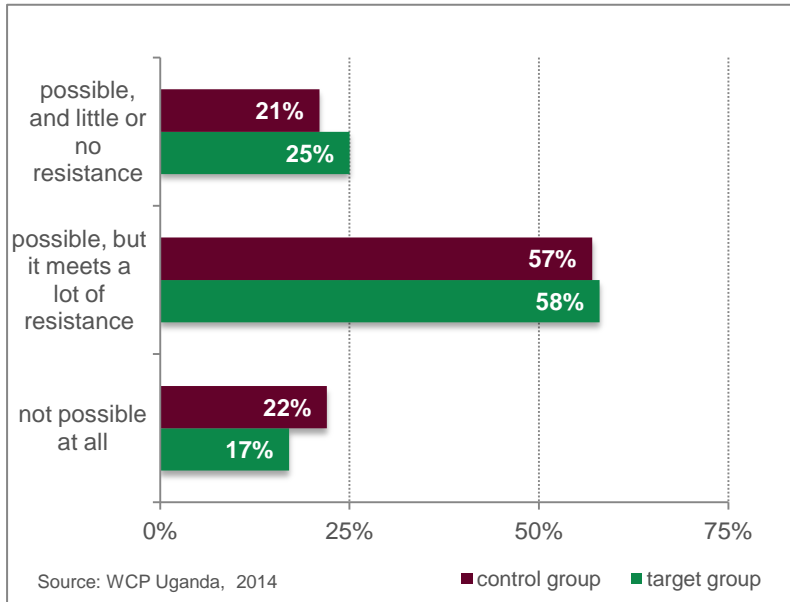
with the above observation on the absence of impact of Oxfam’s programmes on the respondents’ perception of changes in women’s land ownership. Indeed, the most often cited reason is that the government has enforced new laws/regulations to increase the land owned by women (41 %). However, 33 % of respondents do say that civil society organisations have created more awareness on women ownership of land, and 19 % cite advocacy by civil society organisations for female land ownership as the main reason for the increase. In conclusion, it appears that civil society organisations – as a whole, not only Oxfam and its partners – did play an important role for the increase of women’s land ownership in the last five years.

Another indicator for women’s empowerment on access to land is whether they file complaints about land that is taken from them. This was of particular interest to the Economic Rights programme, so a question in this sense was added for respondents of this programme. 16 % of women in the target group report having filed such a complaint, against 17 % in the control group. This difference is not statistically significant, so there is no impact here of Oxfam’s programmes. For men however, there is a positive and statistically significant difference: 25 % of men in the target group report having filed a complaint, against 16 % in the control group. Oxfam’s Economic Rights programme thus had a positive impact on the prevalence of complaints filed by men about land taken from them.

Finally, also for the Economic Rights Programme only, we wanted to look at the possibilities for

women to own land. Respondents were thus asked to what extent women can obtain ownership of land in the respondent's community.³⁸ The general picture that emerges from the above numbers is not entirely rosy. While a large majority of respondents report that it is possible for women to obtain land ownership in their community, the largest share of this group of respondents adds that women

Figure 13 Reported possibility for women to obtain land ownership



trying to obtain land ownership are met with a lot of resistance. The positive difference between the results for the target group and the control group is statistically significant. When only considering female respondents, the statistically significant difference is even slightly higher. Oxfam's Economic Rights Programme thus had a positive impact on the possibility for women to obtain land ownership, or at least on respondents'

perception of this possibility.

The conclusion about women's access to land in Uganda is moderately positive: a majority of survey respondents report that more women own land than five years ago and that women have the possibility to obtain ownership of land in their community. Obtaining land ownership is however very often met with a lot of resistance. Since participating organisations wanted to increase their understanding of this resistance and particularly of how to overcome it, they decided to collect Stories of Change on this topic (see chapter 4).

³⁸ Where the previous question was about the respondents' perception of women's *actual land ownership*, this question looked at the respondents' perception of the *possibility for women to obtain* land ownership.

4 RESULTS OF THE STORIES OF CHANGE

4.1 INTRODUCTION

In the previous chapter we quantified the impact of Oxfam's projects in Uganda for a broad set of indicators. The present chapter zooms in on certain survey results to gain a comprehensive understanding of selected topics through Stories of Change

DOMAINS OF CHANGE

For this qualitative analysis, a total of 52 stories of change have been collected by the participating organisations in Uganda:

- 36 stories within the domain of gender-based violence;
- 16 stories on land rights for women.

In this chapter, the results of the stories will be presented. First, the changes mentioned in the stories will be presented and discussed. After that, a more in-depth analysis of how the changes took place in the two domains will be presented. This analysis focuses on two main questions:

- What is the interaction between changes in livelihood and gender-based violence? What can we learn from this to achieve more change through our programs?
- What is the interaction between changes in individual beliefs and social norms? What can we learn from this to achieve more change through our programs?

These topics of analysis came up during the reflection sessions in Uganda and in conversations with Oxfam staff.

Focus on positive changes

Before discussing the results, it is important to note that most of the stories are about positive changes only: only 6 out of the 52 stories provide details about negative changes or negative consequences of the changes. These negative aspects are on the one hand about the scale of the change not being sufficient (not having reached the entire community or not sufficient to the individual; three cases) and on the other hand on negative effects of the change (opposition from within the community, envy & jealousy of success of the storyteller and men feeling weaker since the change; three cases).

The focus on positive changes limits the research, as it sheds light on the positive aspects only, leaving out important lessons to be learned from negative changes. Nevertheless, we can learn some important lessons for our strategies when comparing how change takes place in the different stories.

CATEGORIES OF CHANGES

All changes in the stories have been coded and grouped in order to get an overview of the changes mentioned by the storytellers and to find relationships between the various changes. Table 7 shows the different categories of changes mentioned and how often they have been mentioned.

Table 7 Categories of changes³⁹

Change ⁴⁰	Stories in which change is mentioned	
	#	%
Better relationships:	49	94%
- <i>With spouse</i>	34	65%
- <i>With other members of the household</i>	23	44%
- <i>Decreased domestic violence (against wife/children)</i>	12	23%
- <i>With community members / friends</i>	36	69%
Personal growth	39	75%
Improved livelihood	35	67%
- <i>Better economic circumstances</i>	35	67%
- <i>Increased food security</i>	20	38%
Better able to send children to school	28	54%
Land rights for women	16	31%
- <i>Changed attitude towards land rights for women</i>	14	27%
- <i>Increased land rights for women (influence on use and/or actual entitlement)</i>	13	25%
Stop / reduction drinking alcohol	10	19%
Improved community services	3	6%
Other	7	13%

The table shows that almost all stories report on improved relationships. This is not surprising, given that all organisations focused (among others) on improving relationships within the household or among community members.

In addition, it becomes clear that in all stories multiple changes take place, often one leading to the other. In the paragraphs on the two domains, more attention will be paid to how the different changes are related.

CHANGES IN LIVELIHOOD & GBV OR LAND RIGHTS FOR WOMEN

It is remarkable that 35 of the 52 stories report livelihood improvements, i.e. better economic circumstances and increased food security. This high occurrence of livelihood changes seems to be caused by two factors. First of all, improvement in the field of GBV⁴¹ and/or land rights for women (LRW) seems to be related with improved livelihood of the household⁴²: 48 % of the stories report changes on both GBV or land rights for women *and* improved livelihoods, as can be seen in table 8. In the paragraph on gender-based violence, we will have a closer look at how they are connected.

³⁹ Table 5 does not distinguish between changes that came about some time ago and that are now well embedded in the storyteller's life and between changes that materialized only recently. For the changes that are recent, time has to tell whether these changes will last. For example, in one story (interview conducted in November 2014) the change happened only four months earlier: "*In July 2014, I actually started realizing a happy big family. Much as a portion of the land belongs to me we are planning together on how to better utilize it for the good of our family. My co-wife now respects to me and at least listens to my ideas and advice. When we go for meetings we share the same ideas and even disciplining our children is a responsibility for the three of us.*" (ESAFF 9)

⁴⁰ These umbrella codes often contain a number of sub-codes, i.e. more precisely defined codes. The code tree can be found in annex 3.

⁴¹ For the purpose of the analysis, "GBV" related to the sum of codes related to decreased domestic violence and improved relationship with spouse.

⁴² Livelihood: sum of codes 'improved food security' and 'improved economic circumstances'

Table 8 Co-occurrence of changes on domains and livelihood

CHANGES MENTIONED	#	%
GBV/LRW and livelihood	25	48%
Livelihood only	10	19%
GBV/LRW only	13	25%

However, another important explanation for the high level of changes on livelihood is that a significant proportion of the stories (10) deal with livelihood changes, but not with the two domains that were chosen. It is not clear from the data whether the lack of changes on GBV and land rights for women in these stories is due to the actual lack of changes experienced by the storytellers (as they do not explicitly mention that they have not experienced these) or due to the questions asked by the interviewers.

Note on stories from ESAFF

One organisation, ESAFF, stands a bit apart with respect to this: 9 out of 10 of ESAFF's stories report changes on GBV or land rights for women, but not on livelihood aspects. For the other organisations together this ratio is only 4 stories out of the 42. This could mean that in ESAFF's projects the two changes do not happen together. Another likely explanation is that the interviewer of ESAFF (one person conducted all ten interviews) focused much more on the GBV & land right aspects and did not inquire much about changes regarding the livelihood of the storyteller and his or her household.

4.2 GENDER-BASED VIOLENCE

Organisations involved in the impact survey decided to do a follow-up Stories of Change trajectory on gender-based violence, as the survey did not provide a clear-cut picture on the state of GBV in the surveyed parts of Uganda (see also Chapter 3.5). Within this domain, 6 organisations collected a total of 36 stories. Although the main interview question in the interview form focused on GBV, 9 stories do not contain changes on this theme.

In this paragraph we have a closer look at the mechanisms behind the mentioned changes. In particular, we will scrutinize the interaction between changes in the livelihood situation and the relationship between spouses, including gender-based violence.

Background of the research question

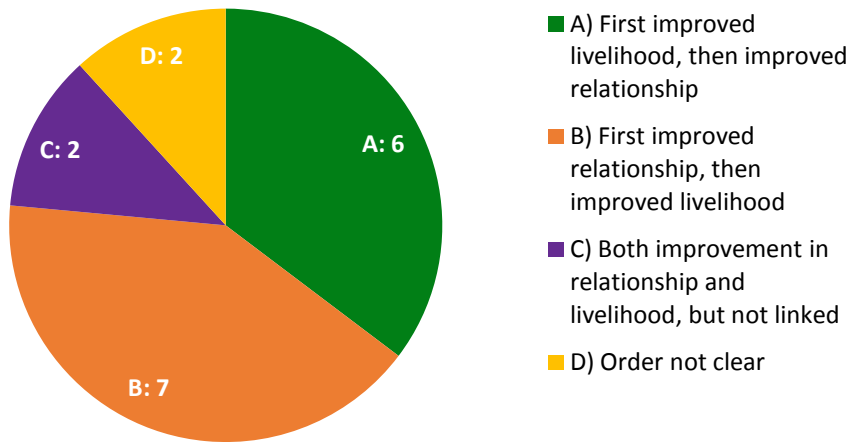
During the reflection workshop after the impact survey in August 2014, one of the questions raised was about the relationship between improvement in livelihood circumstances and gender-based violence. Does a livelihood improvement lead to *more* GBV instead of *less*, participants wondered. Indeed, a livelihood improvement without a change in the relationship between the spouses might lead to more inequality and more violence between husband and wife. It is good to have a closer look at the Stories of Change that were collected and at how the changes in the two fields are linked in these real life accounts. What do they teach us?

First of all, none of the stories are in line with the hypothesis that improved livelihood leads to increased gender-based violence: they do not report an increase in GBV following an improvement in livelihoods. However, this cannot reject the hypothesis, as almost all stories report on positive changes only. Nevertheless, we can find a lot of useful information in the stories on how the two changes interact in the families where they take place.

A total of 17 stories report on both improvements in the livelihood circumstances of the family as well as an improved relationship between the spouses. Analysis of these stories shows that the changes are related in different ways⁴³:

⁴³ In this analysis, we don't look at GBV in its narrow sense (i.e. physical and sexual violence only). Instead, we include all improvements in the relationship between spouses, for example also improved communication, more joint planning and sharing of tasks and responsibilities.

Figure 14 Relationship changes in livelihood & relationship of spouses



The graph shows that there is not one way to solving livelihood & relationship problems: in some cases an improved livelihood leads to a better relationship between the spouses, in other cases it is the other way around. In a third category, the two changes happen, but they are not directly influencing each other. So, how do they actually interact?

A. FROM IMPROVED LIVELIHOOD TO IMPROVED RELATIONSHIP

In the six stories that tell about an improved livelihood situation followed by a better relationship between the spouses, often the livelihood situation before was so desperate that either the husband or the wife moved out of the house (either in search of better opportunities elsewhere, or because the stress caused a lot of violence).



In the case of female storytellers, the fact that their spouse leaves actually creates a lot of opportunities to work on improving their livelihoods. They tell that before their husbands restricted them from going out, meeting other people, joining saving groups, etcetera. When they leave, the women grab the opportunity to join group activities:

"I kept sneaking out of home to go for trainings and seek for knowledge on my rights. And when he went to Kampala for three years, I got a chance to be exposed and learn more." (CEW-IT 4)

In some cases, we see that when the remaining spouse manages to improve his or her situation, the partner comes back to live in the household again. Clearly, this storyteller sees the economic improvements in his life as the main reason why his wife moved back in:

"This change [in financial status, being able to provide for the family] is fundamental in my life because it resulted into other changes; my wife came back to live with me and the children because I am financially stable. I am able to provide all the family needs." (ACORD 5)

A female storyteller felt that increasing her abilities to raise income would also improve the relationship with her husband:

"Life became hard because I have never been in social group where I feel I could be assisted in this situation and perhaps borrow money to also contribute to the family so that my husband would realize my usefulness." (CEFORD 5)

And indeed, the husband becomes more open to her joining group initiatives and starting a business, when she brings some cash and goods to the household:

“We went for two days review and training in Arua, I was refunded transport and some allowance amounting to 180,000 shillings. I became excited and happier since that was my first time to receive such a big sum of money. I used part of that money to buy onions, beans and a white vest to my husband. When I came home I called him and shared what I heard in the training and I presented my gift to him. He became confused but appreciated it a lot. I started saving and started a small business with some money of pancake making (Ngulungulu making) to support my family to acquire basic needs [...]”.
(CEFORD 5)

In some of the cases, there is no clear indication that the relationship between the spouses has fundamentally changed after the return of the spouse who had left, except for the fact that they live together again. In other stories, however, there are clear indications that the relationship itself is now more stable and that this again benefits the livelihood situation of the family:

“After TAC and CEW-IT had trained me, I got information about my rights. Whenever my husband would come back home for a few days I would share with him, though he showed a lot of resistance. But I never gave up sharing with him. Finally, he accepted me to keep going for meetings and trainings, his character slowly started changing as well and he started saying that it was good to get information. While my husband was away from home, I constructed a three bedroom house, and a two room lock up in the centre and I rented it out. Upon knowing it, my husband was happy this time round and he allowed me to own them in my names. I have the titles.” (CEW-IT 4)

In this quote we see the importance of a change in relationship: the lady gets the freedom to keep on working on improving the livelihood. If the relationship between the spouses would not have changed, chances are high that her husband – upon his return – would not have allowed her to be active outside their home (as he used to do) or own the houses herself, this way damaging the livelihood improvements the lady has realized in her family.

Hence, the stories show that it is in order to create lasting change that benefits the entire household, it is very important not only to focus on improving the livelihood of individuals, but to work on improving the relationships between the spouses as well. The importance of paying attention to gender aspects in (livelihood) projects is confirmed by the stories.

Some stories show that the improvement of the livelihood of an abandoned or divorced woman can also lead to a more permanent break between the spouses: because the lady no longer needs her husband to provide for her family – and in some cases also fears that his return will make their situation worse – she decides to stay separated. This is the case for a lady who had been abducted by rebels of the Lords’ Resistance Army and who came out of the bush, traumatized and with a small child. Her two brothers were murdered and her parents had committed suicide. She says:

“I decided to get married to a man called [...] one year after I returned, thinking I would be supported. But it did not work out for me. He could drink and if he gets hungry, he calls me rebel and always beat me. [...] I realize that I should start depending on my own and decided to leave him and go back to my father’s home with my children. [...]” (ACORD 7)

After trainings on income generating activities and small businesses, and with start-up capital from the NGO and her own savings, she now has a successful business of raising and selling goats and pigs.

“Today I am happy as a single mother and life seems to be taking a positive roll. I was not able to afford to buy bicycle, radio, good chairs that in Awach sub-county were seen as luxuries and very expensive for people like me but now I have all in my house for use by the family members. I am paying my children school fees together with late brothers’ children.” (ACORD 7)

Another female storyteller, a widow, also feels independent enough to not get married for economic reasons:

“Currently, I am quite independent and I do not hope to get married for security of my life but if I have to I will do it for love. I am able to look after my five children and I pay their school fees promptly using my savings.” (ACORD 1)

So in conclusion, the stories show that helping one of the spouses to improve their livelihood, might lead to separated spouses to be reunited but as well to reducing the chance they will get together again. In case of spouses who stay or come back together, for a lasting livelihood improvement it is very important to focus not only on improving the livelihood, but also on improving their relationship.

B. FROM IMPROVED RELATIONSHIP TO IMPROVED LIVELIHOOD

In the stories that report on an improved relationship first, followed by an improved livelihood situation, two main patterns become apparent:



1. Decreased barrier for livelihood improvement

The husband, who often used to be drunk and violent, has stopped or reduced drinking and being violent. This removed a barrier for the wife to invest her revenues and time in activities that improve her livelihood. However, the effort to improve the livelihood is still mainly her responsibility. This is the case in the following story, where a woman used to be beaten up by her drunk husband and was sent out to sleep in the open together with her children. But after applying communication skills she learnt in her group, the following happened:

“My husband called me and we sat down, he started by apologizing saying that forgive me for all what has happened wrong to you ever since I began drinking. Since then he stopped coming home totally drunk, harassing, beating and some time he could bring a bottle and take it home. Now we always support each other and our family is living happily. Through my saving we’re able to acquire some 3 goats for the family and our lives have greatly improved.” (CEFORD 4)

Still she was the one who realized the improved livelihood on her own, not together with her husband.

2. Joint planning and working

The husband and wife start to communicate better, to plan together for the future and to share responsibilities in the household, their farm and/or the business. This enables them to be more effective in their investments, this way increasing their income. These elements are key in the Gender Action Learning System (GALS) methodology used by some of the partners⁴⁴. Hence, the stories support the claim that GALS is effective in improving both the relationship between spouses and their livelihood, and that this change is more likely to last.

The following story illustrates this pattern, by showing how the relationship between the spouses gradually changes towards joint responsibility for the household resources:

“When I joined ESAFF my husband too later joined to find out what I was going for, this was because he didn’t trust me. Slowly he liked what was being taught especially visioning and the challenge action tree and whenever we would gather our teacher would encourage us to stick together and work together. This woke my husband up and indeed one day he requested me to join him and discuss some things as he was about to leave the country (had gotten a job in southern Sudan). From this discussion we came up with a land vision where we would love to see ourselves producing more crops for selling to get more money and be able to participate in community meetings to share with others. From then on my husband started to include me in the planning for the home and eventually I had started to realize some change, though it took some time having joined ESAFF in 2011 and this happened in 2013.” (ESAFF 1)

⁴⁴ Partners having used the GALS methodology in some of their projects are: CEFORD, CREAM, ESAFF and VEDCO.

It is important to note though that in most stories the improved relationship is not the only cause of the improved livelihood. For example, couples also receive training on agriculture, income generating activities and/or saving. However, they become much more effective in using these skills when their relationship and collaboration improves.

3. Convincing the spouse

In the stories usually only one of the spouses starts to change his or her attitude and behaviour, but needs to convince his or her spouse before real changes can start to materialize. In the cases where the husband needs to convince the wife, there is no evidence that it was difficult to convince her. The other way around, a lot of women tell that convincing their spouse took a significant amount of time and effort. Some women have been able to persuade their spouse to join trainings, to plan together or to stop drinking following advice they received from group members. This was also the case in the following story:

“[A] friend of mine in the training gave me a trick to convince my husband to come with me. I went back home on one of the days after the training and convinced my husband that the peer trainers wanted to see him for some opportunities.” (VEDCO 3)

In other cases, the wife could not convince her husband. She then arranged for staff of the NGO to meet with her husband and to convince him of the need to participate or to change:

“[The program officer] requested that I should bring my husband the next week for counselling and advice. Telling my husband about involving a third person was still not easy for me because I still failed to talk to him about it. After three weeks, I asked Jackie to come for a home visit [...]. It was during this meeting that I told Jackie what I was going through and my husband apologized and promised to never beat me again. [...] There was change for the first two days but he went back to his old habits. [...] [The program officer] promised to follow up our issues with weekly home visits. This is when my husband realized that he needed to change because there was someone who checked on us weekly.”(HAG 1)

Stories like this show the importance of dedication of the NGO staff to invest in the relationships not only with their “direct beneficiaries” (i.e. those who come to the meetings and trainings they organize), but also in their spouses. Without their commitment to meet with the spouses a lasting change is a lot more difficult to achieve in some households.

What we see in these stories – as we saw in the stories that report on livelihood improvement first – is that it is very important for interventions to focus on both livelihood changes and relationship changes. They reinforce each other, focusing on only one seems to decrease the effectiveness of the entire intervention. And when supporting people to improve their livelihood and relationships, it is very important to involve both spouses. When this is not directly possible, increasing the involvement can be done by allowing space to share ideas and experiences on how to persuade spouses who are not interested. However, it might also be necessary to meet the partner (sometimes even in his home) to discuss some issues. Dedicating time to this seems to improve the final result that is achieved.

C. NO LINK BETWEEN IMPROVED RELATIONSHIP AND IMPROVED LIVELIHOOD

In the first story in which there is no clear link between the gender-based violence and livelihood changes, the cause of the



problematic relationship was quite specific and not linked to the livelihood of the family. First, the woman was not able to get pregnant. However, after she managed to pay for medical treatment she got pregnant indeed and the relationship with her husband improved significantly. As her problematic relationship had such a specific cause, solving it was not linked to a change in her livelihood.

In the second story (CEFORD 3) there is some improvement in terms of gender-based violence (as the husband no longer beats the storyteller), but otherwise the relationship seems not to have improved significantly. The improvement regarding gender-based violence is not due to the project

she participates in, but due to persuasion by his “real blood brothers [...] and the local council chairman”. The change in livelihood has been brought about with support of the project, but it does not extend to the husband as he is not involved in the project and as they do not collaborate to achieve a shared vision for their household:

“It’s not still as good as I want because my husband even up to now sneaks and takes what we produce for the family to his third wife’s children without asking me. This makes me break in tears because I told him to dig for his wife separate but he doesn’t want it so this has continued to bring us problems. Because of this he insults me, he talks of land issue though I have my plans for the family but it’s tied up, because he tells me where shall I head with my money.” (CEFORD 3)

The livelihood change in this family still seems to be highly dependent on project activities (group savings, handouts). The situation might get back to what it was after the end of the project as there is no evidence of structural change within the household or within the relationship between the spouses.

D. CONCLUSION

No matter what pattern (first a change in livelihood and then a changed relationship, the other way around or no link at all), in all cases it becomes clear that interventions that target both aspects and that work towards integrating them seem to lead to the most lasting results. This again is an argument for paying attention to gender aspects in other activities, but also for paying attention to livelihood improvement if a meagre livelihood is among the causes of GBV. Improving communication among the spouses, supporting them to develop a common vision and enabling them to jointly work towards a shared goal seem key elements in improving the relationship as well as the livelihood of the couple.

4.3 LAND RIGHTS FOR WOMEN

Next to the topic of gender-based violence, the Ugandan organisations involved in the survey decided to do a follow-up Stories of Change trajectory on land rights for women (LRW) as well (see also Chapter 3.6). Two organisations, ESAFF and CREAM, collected stories on this domain. Of the 6 stories collected by CREAM, three are about land rights for women. However, some of the stories that CEW-IT collected within the GBV domain, also deal with land rights issues. In total, 16 stories narrate about changes for women regarding land rights.

This paragraph will describe the main changes found in these stories. In addition, it will present a more in-depth analysis of the relationship between changed personal beliefs and social norms. This provides insights for interventions focusing on increased land rights for women, as for these projects a change in personal beliefs as well as social norms is very important.

CHANGES IN LAND RIGHTS FOR WOMEN

One of the questions raised during the workshop in which the stakeholders discussed the outcomes of the survey, was on the nature and occurrence of land rights for women. What do women and men mean when they talk about this? For example, do they see these rights only as formal or legal ownership of land and inheritance rights? Or do they consider the right for women to use the land the way they deem fit as land rights as well? To answer this question, an analysis has been done on the types of changes mentioned regarding land rights for women.

In most stories (14 out of the 16) there is, both for men and women, a change in knowledge of and awareness on the rights of women. For some, the awareness created a different attitude: they now feel that women have the right to decide on the use of land and/or have right to (officially) own land. For others, they were aware already, but now they know what to do when their or others’ rights are not respected. The storytellers’ awareness and knowledge were increased through training organized by the three organisations and their partners or by activities of groups they established.

Based on this increased awareness and knowledge, the female storytellers start to claim their rights. The men start to grant their women these rights or start to advocate for other women to be given their rights. This leads to two types of results:

- Women's empowerment regarding land use. In half of the stories, this leads to empowerment of women concerning the use of land. These women now see that their opinion is taken into account when deciding on the use of the land or they decide on it together with their husband. Some can even make decisions on their own. Next to increased awareness and a changed attitude, it is also very important that the communication between the spouses improves: they start to discuss on matters that concern their family, respect each other's viewpoints and decide together on issues like the use of the land.
- Obtaining land rights. In 7 stories, women obtain actual (either customary or formal) rights to own the land. 4 of these stories are about couples, 3 are about widowed women. For the stories where the husband is alive, an awareness change takes place in the husband and wife before the wife obtains the titles. The widowed women won a conflict with their family-in-law, who had chased them from the land before.
Both widows and couples that try to obtain (formal or customary) ownership of land for the women meet significant resistance from the community. In the end they manage to either convince the leaders of the family or the community or obtain their rights before a court of justice. The support of the partner organisations and local structures to claim justice at the court or in community meetings is important in realizing the change.
The women very much value the fact that they own land. It earns them respect from the community. In addition, it provides security for them and their children. This is especially the case for widows, but also for married women as expressed by this woman:

"Am safe that even when my husband indulges in polygamy – "you know these men" –, my children and I shall have at least a place to be." (ESAFF 3)

In short, the stories show that storytellers talk about increased influence on the use of land as well as actual entitlement when asked about changes in land ownership.

CHANGES IN INDIVIDUAL BELIEFS AND SOCIAL NORMS

One of the topics that Oxfam wants to have a better understanding of is that of the interaction between individual beliefs and social norms: how do changes in individual knowledge and beliefs interact with changes in social norms and change at the level of the community/society?⁴⁵ This is a very relevant question for the stories on land rights for women, as in all stories obtaining formal ownership of land meets with significant resistance in the communities. In several of the stories it is also mentioned how the community views the issue. This woman shares the following:

"Our conflicts over what and when I should use the land were growing day by day and society was not helping because whenever I would try to speak out I would be shut down that am a woman and had nothing to say concerning land." (ESAFF 9)

The stories collected in Uganda can shed light on the question how changes at the individual and societal level interact, as they provide detail on *how* change took place. The analysis includes all stories collected in Uganda, as the stories on GBV also deal with this issue.

The stories show that for a change in norms, change in one or multiple individuals is needed first. At the same time, they show that individuals change their beliefs to comply more with societal norms.

In this paragraph we will first look at how individuals can influence groups of individuals – and eventually social norms. Three main criteria to success will be identified from the stories. Secondly, we will discuss how community support can engender and strengthen change at the level of the individual.

⁴⁵ Communication with the person responsible in the Novib The Hague office to address knowledge questions from staff to existing knowledge/evidence. July 2015.



A) *From the individual to the group*

The organisations that collected the stories all use more or less the same strategy to reach groups of individuals: they appoint and train peer-educators (who are called “monitors”, “influencers”, etc.) and they organise project participants in groups and stimulate group processes.

The influence of individuals on others can take two main routes:

- Peer-educators. Some people are first appointed peer-educator and start training others after being trained by the organisation. Due to the initial training by the organisation and the training they provide to others, they are confronted with their own beliefs and change these. An example of this can be found in the following story:

“It was in the year 2011 when the GALS was introduced in our community that at least things began to change. I quickly took up the opportunity and was chosen from our group among the few to get trainings in gender learning. I was then made a peer trainer when I started moving around the all metu village training [...] after getting all the training from VEDCO, I took it up to my husband at home and I tried to explain everything to him as I had got it from my trainers.” (VEDCO 6)

- Role models. Others have acquired their influencing position in a more indirect way. First they are exposed to new ideas. Then they change their beliefs and practices. Eventually, they are so enthusiastic about the benefits of these changes, that they start to inform and motivate their peers to change as well. They are considered by others and by themselves as role models in the community. This pattern is apparent in the following story:

“Land issues were never for my ears as long as I could be told what to do. Fortunately or unfortunately one day in 2010 a certain lady started encroaching on our land. [...] As time went on, I participated in the land rights training where my eyes were opened wider on my right over our family land. [...] From there I was able to confront the lady who was encroaching on our land and challenged her to get off our land showing her where her land stopped. Though, it wasn't that easy to convince her. I now know the boundaries of our land and can defend them against anyone who tries to encroach on them on my own. [...] My community is utilizing my skill to settle minor land disputes. [...] I am sharing with my neighbours about land rights and visioning in addition to encouraging them to join groups since there is a lot you learn from the groups.” (ESAFF 4)

Another example of this pattern comes from a man who used to be a drunkard and who used to quarrel everyday with his wife, who was a drunkard as well. When the situation deteriorated, the grandparents came to take away the couple's daughter. Now that their situation has improved, he says:

“I picked back my daughter from my mother and she is happy because I have time with her as a father. Surprisingly young married men in my community now seek for advice from me and I tell them to join my group.” (YADEN 3)

Due to the fact that almost all stories deal with positive changes only, the stories cannot shed light on which one of the two pathways is more successful.

Supporting factors in challenging and changing social norms

The stories show that three aspects are important for an individual to challenge and change existing social norms. It is important:

- to acquire knowledge and skills to inform and convince peers
- to gain self-confidence
- to have or to gain status within the community

First, acquiring knowledge and/or skills is often a first step in the change of beliefs of the individual. It makes them undertake action, as was the case for the following storyteller:

“When CEW-IT trained me in gender, I learnt that the different sayings I used to hear in my community were not true, and that my in-laws had taken on a negative culture which I needed to reverse.” (CEW-IT 1)

In addition, it enables the individual to take action because he or she now knows where to go and what to do:

“And the three of us with a few other village women were able to convince the village land committee and other members present that I too had a right to own land by trying to share with them what we had learnt during the land rights training.” (ESAFF 3)

Secondly, gaining more self-confidence is very important as well, as one needs to stand out from the crowd and be able to deal with – sometimes critical – remarks from others. Several of the female storytellers have not received a lot of formal education or their opinions were not respected by their husbands or others. This decreases the confidence these women have in themselves as a change maker:

“I would always look at myself as a woman with no right to anything, not even to own property or even to speak out in public, more particularly to discuss land matters. This was not only my experience but the order of the day in the community with most women under looked as society or community perceives us the women. To society land belonged to men and so women had no right to discuss anything to do with it. People would hardly have any time to listen to me. At times even my own husband, so I always felt less important in society.” (ESAFF 8)

The same story shows that the first and second aspects can go together: gaining knowledge led to increased confidence:

“When I joined ESAFF in 2012 and started participating in the different trainings [...] during which I have been interacting with other women and men, slowly by slowly I have found myself picking up and feeling safe to talk in the midst of other people, especially on what we had learnt. [...] Even at community level I now know who to talk to and how best to approach them. Therefore I slowly penetrated my way into family and community meetings discussing land matters.” (ESAFF 8)

Lastly, status is to needed to be taken seriously, to ensure people will listen to the individual. This status can either be acquired through a ‘formal’ position (such as being a peer educator) or by becoming an informal role model for peers. Increased knowledge helps to increase status and hence the chance to be taken seriously:

“I have acquired a lot of information and everyone including myself regards me knowledgeable and useful to society.” (ESAFF 8)

One can become a role model by showing success in one’s own life (“Currently being a farmer and a business woman I am a source of inspiration to many other women who look up to me and have since started similar business”, CREAM 13), as well as by being successful in solving problems in the community:

“It was after attending a land rights training early this year that I realized I could be a better responsible citizen. I finally picked interest in land issues and even had the capacity and knowledge on how to protect women’s rights on land. This is how I ended up involved in an old woman’s land issue that – although it had already attracted the attention of FIDA lawyers – I managed to convince them to settle it out of court. [...] The old woman has been left on the land and she is even in good terms with her sons. This has earned me respect and admiration from the whole community and am now regarded as a “star”. The LC1 chairman always calls me to help him settle land disputes because of my skills.” (ESAFF 5)

B) From the group to the individual

As described above, project participants have not only changed themselves but also the community they are part of. As such, they contributed to change in social norms. However, the community is also important in changing the beliefs and practices of the individual. Maybe an even more important role of the community



is to support the individual to sustain his or her change.

In the stories three ways can be identified in which the community supports the individual in his change. The individual is motivated to continue in his changed practice, due to:

- increased social status in the community, because of the change
- peer pressure
- peer advice

Quotes in the previous paragraph already showed that individual change can lead to a more visible position in the community and more influence. Acquiring a higher status in the community is in itself also a change that storytellers appreciate a lot. It motivates them to sustain the change, as was the case for the following storyteller:

“I feel proud that I am a person that my community counts on in times of need. I am happy that I managed to win my land back, and I feel strong when women and some men value me because I voice their issues and that most of them are now speaking on their own after getting the information from me.” (CEW-IT 1)

Secondly, peer pressure is an important change factor as well. The individual is confronted with group norms and standards that he or she does not adhere to. In order to feel part of the group and feel similar to others, he feels pressure to adjust his beliefs and practices to align them more to the group norms. One storyteller says:

“One great thing that touched me is the behaviours of the members in the group who do not have time to indulge in drinking and fighting. They inspire me a lot. My life is never the same and I will not go back to my previous state.” (YADEN 3)

Seeing positive change in others motivated the following storyteller to aspire change in his own life as well:

“Because my friends from the NA46 had started telling me how they were getting better in life, I now wanted to be like them.” (CEW-IT 3)

Lastly, peer advice and support is an influencing factor that is apparent in a lot of the stories. The groups in which the storytellers participate are important vehicles for this: having a stronger social network in the community, sharing about one's problems and hearing how others have dealt with theirs, understanding that others have the same beliefs, receiving support to continue trying to bring about change are all encouraging the storytellers to bring about or sustain a change. A female storyteller (who titled her story *“Together as women we can always find solutions to our problems at homes and change things once”*), describes the influence of the group as follows:

“[Once we had] an experience sharing session for the group members to freely contribute and discuss the challenges we face at home as women and suggest the possible solution to overcome them. Lucky enough Jackline was the first with her touching marriage life stories which moved me to freely open up and gain strength and courage to share my own personal family life experience with group members. Based on these experiences we came up with a solution which was to talk to our husbands in a good way and at a good time especially at bed time or wait in the morning. Thank God that I learned from the group members more so Jackline's approach [...] I promised never to forget my fellow women in Dikiri FAL whose support made me what I am today.” (CEFORD 4)

CONCLUSION

The stories show how individuals can influence changes in the community they are part of. For them to be successful it is important to gain knowledge and skills, to be confident enough to speak out and to possess a social status that is sufficient to make other people listen to them. The stories also show that the community around the individual is important in creating a lasting change. This can either be through the 'benefit' that the change and the related social standing has for the indi-

⁴⁶ Neighbourhood Assembly. This is one of the group structures CEW-IT has set up at community level.

vidual, or through peer pressure and advice.

Both mechanisms show the importance for projects to not just work with individuals, but to encourage them (and if possible, to create the opportunities) to share what they have learnt with others and to get support from them as well.

5 CONCLUSIONS AND RECOMMENDATIONS

5.1 GENERAL REFLECTION ON IMPACT SURVEY RESULTS

The objective of this impact study was to measure and understand the changes in people's lives caused by the programmes of Oxfam and its partners in Uganda. Through a survey, this impact was quantified for a broad range of indicators covering the major dimensions of poverty and injustice as described in Oxfam's rights-based approach.

For the vast majority of indicators, the impact of Oxfam's projects was positive. The importance of this impact varied considerably from one indicator to another: sometimes only a marginal difference was noted, while for other indicators a positive impact of up to 28 % was registered. It is nearly impossible to draw general conclusions, as the value of these impact numbers depends on the nature of the indicator and on the impact ambitions of the programmes. For instance, Oxfam's programmes have "only" realized a positive impact of 4 % on the frequency that deliveries were attended by skilled health personnel. But the margin for improvement on this indicator was limited, as in the control group 87 % of deliveries were attended by skilled health personnel.

It is therefore recommended that these impact results are always interpreted within their wider contexts, and that they form the basis for further strategic reflection of the Oxfam Uganda team. By matching these impact results with regular monitoring & evaluation data of the projects included in this study, Oxfam and partners can decide which projects can be reproduced or scaled up, or where ambitions need to be adjusted.

Since gender-based violence and land rights for women were identified by the involved partner organisations as topics of particular interest, we shortly zoom in here on the respective findings from the survey and the Stories of Change.

5.2 ZOOMING IN ON THE FINDINGS ON GENDER-BASED VIOLENCE

The results from the impact survey do not provide a clear-cut picture on the state of gender-based violence in the surveyed parts of Uganda. Although a majority of survey respondents indicates that the *prevalence* of gender-based violence has *decreased*, at the same time an almost similar proportion of the respondents indicates that *domestic violence is a problem* in their community.

Further research with Stories of Change was carried out in order to understand changes related to gender-based violence. The analysis of these stories established that no matter what change pattern takes place in the lives of beneficiaries of GBV projects (first a change in livelihood and then a changed relationship, the other way around or no link at all), interventions that target both a change in livelihood *and* a changed relationship and that work towards integrating them, seem to get the most lasting results.

This is an argument for paying attention to gender aspects in activities that naturally do not have a gender focus. It is also an argument to pay attention to livelihood improvement when a meagre livelihood is among the causes of GBV. Improving communication among the spouses, supporting them to develop a common vision and enabling them to jointly work towards a shared goal seem key elements in improving the relationship as well as the livelihood of the couple.

5.3 ZOOMING IN ON THE FINDINGS ON LAND RIGHTS FOR WOMEN

The survey results on women's access to land in Uganda are moderately positive: a majority of survey respondents report that more women own land than five years ago, and that women can obtain ownership of land in their community. This is however very often met with a lot of resistance.

Further research with Stories of Change brought to light that in order to increase women's access to land, a change in knowledge of and awareness on the rights of women is needed. For some storytellers, the awareness created a different attitude: they now feel that women have the right to decide on the use of land and/or have right to (officially) own land. For others, they were aware already, but now they know what to do when their or others' rights are not respected. Men start to grant their women these rights or start to advocate for other women to be given their rights.

The stories also show how individuals can influence changes in the community that they are part of. For them to be successful at this, it is important to gain knowledge and skills, to be confident enough to speak out and to possess a social status that is sufficient to make other people listen to them. Additionally, the stories show that the community around the individual is important in creating a lasting change. This can either be through the 'benefit' that the change and the related social standing have for the individual, or through peer pressure and advice. Both mechanisms show the importance for projects to not just work with individuals, but to encourage them – and if possible, to create the opportunities – to share what they have learnt with others around them, and to gain support from these others as well.

6 ANNEXES

6.1 UGANDA QUESTIONNAIRE 2014

A. GENERAL QUESTIONS FOR WCP – ALL PROGRAMMES IN ALL COUNTRIES

Part A0: General info

2. Code of Region:	3. Code of District:	4. Code of interviewer:	5. Participant code:	
6. Code of group: view:	7. Programme code:	(system) Date of inter- view:		
8. Sex: <input type="checkbox"/> Male <input type="checkbox"/> Female <input type="checkbox"/> Other				
9. Location: <input type="checkbox"/> Urban <input type="checkbox"/> Semi Urban <input type="checkbox"/> Rural				
10. Age : _____		11. Literate: <input type="checkbox"/> Yes <input type="checkbox"/> No		
12. Level of education (finished): <input type="checkbox"/> None <input type="checkbox"/> Grade 1-4 <input type="checkbox"/> Grade 5-8 <input type="checkbox"/> Secondary <input type="checkbox"/> Higher education				
13. Marital status: <input type="checkbox"/> Single <input type="checkbox"/> Married <input type="checkbox"/> Un-married couple <input type="checkbox"/> Divorced <input type="checkbox"/> Separated <input type="checkbox"/> Widow/er				
Participant characteristics:	14. Occupation (current job):			
	<input type="checkbox"/> farmer	<input type="checkbox"/> fisher(wo)man	<input type="checkbox"/> pastoralist	<input type="checkbox"/> agricul-tural labourer
	<input type="checkbox"/> business (wo)man	<input type="checkbox"/> non farming employed	<input type="checkbox"/> domestic work	<input type="checkbox"/> home based work
	<input type="checkbox"/> work in own household	<input type="checkbox"/> irregular employment	<input type="checkbox"/> none	<input type="checkbox"/> other
15. National Identity Card		<input type="checkbox"/> Yes	<input type="checkbox"/> No	
16. Number of adults living in the household:				
17. Number of children (under age 18) living in the household:				
18. Poverty classification <input type="checkbox"/> Ultra poor (poor I) <input type="checkbox"/> Poor (poor II) <input type="checkbox"/> Other <input type="checkbox"/> Unknown				

Part A1: Sustainable livelihoods

19. In the past 12 months has there been any change in the total value of the combined income of all members of your household?

- An increase
 No change
 A decrease

20. In the past 12 months, how many months did your household have insufficient food? _____ Months

Part A2: Social Welfare

21,22. How many children in your household are in the school age?

Girls	Boys	Total

Of those children, how many are enrolled at school

	Girls	Boys	Total
23,24 Enrolled at formal school			
25,26 Not enrolled at formal school			
27,28 Not enrolled at formal school, but attending non formal/religious school			

29. Has any of your children left school during the last year?

- Yes
 No

Only for the children who left school during the last year, please mention how many girls and boys left school before completing grade 5?

30. Number of Girls	31. Number of Boys	Total

32. How do you rate the quality of the education your son(s) and/or daughter(s) receive specifically in relation to:

	Poor	Fair	Good	Don't know
the content of the educational material (curriculum)				
the knowledge and skills of the teachers				
the school building, facilities and surroundings				
the ability you have to participate in the management of the school and influence the quality of education				

33. In the last 3 months, have you been ill to the extent that you were unable to participate in normal daily activities?

- Yes
 No

34. If yes, how many days (incl weekends)?

_____ days

35. How many deliveries (child births) were there in your household during the last year?

_____ deliveries.

36. How many of these deliveries were attended by skilled health personnel?

_____ deliveries.

(i.e. Number of childbirths attended by physicians, nurses, midwives, and qualified health care agents. Note: Traditional midwives (trained or not) should not be included!)

How many children were born in your household:

	Number
37. ... during the last 5 years?	
38. Of these children (i.e. born in the last 5 years) how many are still living?	

Part A3: Human Security

39. In the last 12 months have you **experienced** physical damage to yourself or your belongings because of

	Yes	No
natural disaster	<input type="checkbox"/>	<input type="checkbox"/>
civil unrest /armed conflict	<input type="checkbox"/>	<input type="checkbox"/>
banditry	<input type="checkbox"/>	<input type="checkbox"/>
terrorism	<input type="checkbox"/>	<input type="checkbox"/>
religious/ethnic extremism	<input type="checkbox"/>	<input type="checkbox"/>
state action	<input type="checkbox"/>	<input type="checkbox"/>
domestic violence	<input type="checkbox"/>	<input type="checkbox"/>

40. Have you taken any measures in order to cope with future potential disasters (natural or man made)

- Yes
 No

41. Do you feel capable to cope with potential future disasters?

- Yes
 No

Part A4: Social and political participation

Through which of the following media do you get information on public issues

	Daily	Frequently	Occasionally	Rarely	Never	Not applicable*
42. Newspapers						
43. Radio						
44. TV						
45. Internet						
46. Email						
47. Social media						
48. Telephone						
49. Community based organisations						
50. Word of mouth (friends, neighbours etc.)						
51. Other						

*not applicable = I do not have access to this type of media

52a. To which of the following organisations do you belong?

52b. At which of the following organisations do you hold a leadership position at this moment?

52c. At which of the following organisations did you manage to influence a decision making process in the past year?

	Member	Leadership position	Influenced decision making	Not applicable
Religious organisation	<input type="checkbox"/>	<input type="checkbox"/>	<input type="checkbox"/>	<input type="checkbox"/>
Community organisation	<input type="checkbox"/>	<input type="checkbox"/>	<input type="checkbox"/>	<input type="checkbox"/>
Sports club	<input type="checkbox"/>	<input type="checkbox"/>	<input type="checkbox"/>	<input type="checkbox"/>
School organisation	<input type="checkbox"/>	<input type="checkbox"/>	<input type="checkbox"/>	<input type="checkbox"/>
Women's organisation	<input type="checkbox"/>	<input type="checkbox"/>	<input type="checkbox"/>	<input type="checkbox"/>
Political party	<input type="checkbox"/>	<input type="checkbox"/>	<input type="checkbox"/>	<input type="checkbox"/>
Trade Union	<input type="checkbox"/>	<input type="checkbox"/>	<input type="checkbox"/>	<input type="checkbox"/>
Farmers organisation	<input type="checkbox"/>	<input type="checkbox"/>	<input type="checkbox"/>	<input type="checkbox"/>
Marketing association	<input type="checkbox"/>	<input type="checkbox"/>	<input type="checkbox"/>	<input type="checkbox"/>
VSLA	<input type="checkbox"/>	<input type="checkbox"/>	<input type="checkbox"/>	<input type="checkbox"/>

53. How has your participation in this group / these groups changed your wellbeing?

Access to	Increased	No Change	Decreased
Finance	<input type="checkbox"/>	<input type="checkbox"/>	<input type="checkbox"/>
Market	<input type="checkbox"/>	<input type="checkbox"/>	<input type="checkbox"/>
Agricultural Inputs	<input type="checkbox"/>	<input type="checkbox"/>	<input type="checkbox"/>
Technology	<input type="checkbox"/>	<input type="checkbox"/>	<input type="checkbox"/>
Other	<input type="checkbox"/>	<input type="checkbox"/>	<input type="checkbox"/>

54. Have you participated in any collective/community action against any injustice or to fight for rights, in the past year?

- Yes
 No

55. Have you had any experience of rights violations during the past 12 months?

- No
 Yes: denied access to information
 Yes: denied access to services
 Yes: harassment

Part A5: Gender and empowerment

56. Is domestic violence against women a problem in this community?

- Yes
 No
 Not possible to answer

57. Is it possible in your community to obtain contraceptives to limit pregnancies?

- Yes
 No
 Not possible to answer

58. Is it possible for women to talk with their husbands/partners about family planning?

- Yes
- No
- Not possible to answer

Part A6 Participation in project activities 59. Number of years participated in activities of this organisation (name): ____ years

60. Type of activity a member of your household participated in during the last year:

<input type="checkbox"/> None	<input type="checkbox"/> Humanitarian aid
<input type="checkbox"/> Livelihoods (sustainable production and protection) and markets	<input type="checkbox"/> Financial services
<input type="checkbox"/> Education	<input type="checkbox"/> Health
<input type="checkbox"/> Conflict transformation reduction	<input type="checkbox"/> Natural disaster
<input type="checkbox"/> Access to information	<input type="checkbox"/> Access to justice
<input type="checkbox"/> Social and political participation rights	<input type="checkbox"/> Gender / women's

Part B: Specific questions for Impact Research

61. Looking back at the last 5 years, do you think there has been a change in the granting of economic land concessions to investors in Uganda?
- there are more concessions given to investors than 5 years ago
- there is no change
- there are less concessions given to investors than 5 years ago
62. (If 61 is less:) What do you consider as the main reason for the decrease in economic land concessions given to investors?
- government has enforced new laws/regulations to decrease the transfer of land to external investors
- civil society organisations have advocated against these concessions
- civil society organisations have created more awareness on land rights
- other
63. Looking back at the last 5 years, do you think there has been a change in possibilities for NGO's and civil society organisations in Uganda to influence policies and practices of governments and companies.
- more possibilities
- no change
- less possibilities
64. (If 63 is more:) What do you consider as the main reason for these increased possibilities?
- government has become more open to NGO/civil society involvement
- civil society organisations have advocated for this
- civil society organisations have managed to suspend new restrictive laws on NGOs
- other
65. Looking back at the last five years, do you think there has been a change in the amount of land owned by women?

- women own more land than 5 years ago
- there is no change
- women own less land than 5 years ago
66. (If 65 is more) What do you consider as the main reason for the increase of land owned by women?
- government has enforced new laws/regulations to increase the land owned by women
- civil society organisations have advocated for land owned by women
- civil society organisations have created more awareness on women ownership of land
- other
67. Looking back at the last 5 years, do you think there has been a change in the occurrence of gender-based violence in Uganda?
- there is more gender-based violence than 5 years ago
- there is no change
- there is less gender-based violence than 5 years ago
68. (If 67 is less) What do you consider as the main reason for the decrease in gender-based violence?
- government has enforced new laws/regulations to reduce gender-based violence
- civil society organisations have advocated against gender-based violence
- civil society organisations have created more awareness on gender-based violence
- other
69. Women who have experienced violence against them because they are a woman should take legal action.
- Completely agree
- Agree
- Disagree
- Completely disagree
70. Looking back at the last 5 years, do you think there has been a change in the possibilities for women to fulfil a leadership position in society in Uganda?
- there are more possibilities than 5 years ago
- there is no change
- there are less possibilities than 5 years ago
71. (If 70 is more:) What do you consider as the main reason for the increase in the possibilities for women to fulfil a leadership position in society in Uganda?
- government has enforced new laws/regulations to increase possibilities for women to get a leadership position
- civil society organisations have advocated for female leadership
- civil society organisations have created more awareness on women's rights
- other
72. Women should be politically active (both on local level and national level).
- I strongly agree
- I agree
- No opinion
- I disagree
- I strongly disagree
73. Looking back at the last 5 years, did the number of separate sanitary facilities for girls at schools change in your community?
- Number of facilities increased

- Number of facilities remained the same
- Number of facilities decreased

74. In the last five years, did the number of separate changing rooms for girls at schools change in your community?

- Number of changing rooms increased
- Number of changing rooms remained the same
- Number of changing rooms decreased

Part C: Economic rights SPECIFIC QUESTIONS for partners in UGANDA working on economic rights

75. During the last 12 months, what were the sources of your household income? (tick all sources that are applicable)

Own farming/livestock/fisheries/poultry	<input type="checkbox"/>
Processing agricultural products	<input type="checkbox"/>
Own business/service	<input type="checkbox"/>
Agricultural labour on other person's farming/livestock	<input type="checkbox"/>
Work in manufacturing/service /government sector	<input type="checkbox"/>
(Governmental) Financial support	<input type="checkbox"/>
Interest on savings / rent on assets	<input type="checkbox"/>
Remittances	<input type="checkbox"/>
Domestic work	<input type="checkbox"/>
Other	<input type="checkbox"/>

76. In the past 12 months, did the value of the following assets change:

	Increase	No change	Decrease	Not applicable
Livestock	<input type="checkbox"/>	<input type="checkbox"/>	<input type="checkbox"/>	<input type="checkbox"/>
Land resources	<input type="checkbox"/>	<input type="checkbox"/>	<input type="checkbox"/>	<input type="checkbox"/>
Labourers	<input type="checkbox"/>	<input type="checkbox"/>	<input type="checkbox"/>	<input type="checkbox"/>
Loans	<input type="checkbox"/>	<input type="checkbox"/>	<input type="checkbox"/>	<input type="checkbox"/>
Other production re-sources	<input type="checkbox"/>	<input type="checkbox"/>	<input type="checkbox"/>	<input type="checkbox"/>
House (quality)	<input type="checkbox"/>	<input type="checkbox"/>	<input type="checkbox"/>	<input type="checkbox"/>
Other assets	<input type="checkbox"/>	<input type="checkbox"/>	<input type="checkbox"/>	<input type="checkbox"/>
Savings	<input type="checkbox"/>	<input type="checkbox"/>	<input type="checkbox"/>	<input type="checkbox"/>

77. Which ones of the assets mentioned are owned and/or managed by women in your household?

	Tick if owned or managed by women
Livestock	<input type="checkbox"/>
Land resources	<input type="checkbox"/>
Labourers	<input type="checkbox"/>
Loans	<input type="checkbox"/>
Other production resources	<input type="checkbox"/>
House	<input type="checkbox"/>
Other assets	<input type="checkbox"/>
Savings	<input type="checkbox"/>

78. How many meals did you eat per day on average during the most critical month of food insufficiency?

_____ Times (0,1,2,3,4 or 5)

79. Do you have land for farming?

- Yes, it's my individual land
- Yes, it's owned by a member of my household

- Yes, it's communal land No
80. (If 79 is yes) How did you acquire the land?
 Inheritance Hiring Buying Other
81. Have you perceived a change in the number of land conflicts in your community?
 An increase No change A decrease
82. Do you have access to natural resources other than land?
 Yes No
83. (If 82 is yes) What is the main benefit you get from these natural resources?
84. To what extent can women get ownership of land in your community?
 Not possible at all
 Possible, but it meets a lot of resistance
 Possible, and little or no resistance
85. What would you do when your land would be taken away from you and given to an external investor?
 Seek support from NGOs and/or CBOs
 Seek support from traditional authorities
 File a complaint to relevant government authorities (local councils, police, law court)
 Use media (Social media and/or newspapers) to inform other about my problem
 Take another action (e.g. through a petition, demonstration, rally, poster distribution, meet local authorities)
 Other
 Nothing
86. Have you ever filed a complaint about land taken from you?
 Yes No
87. (If 86 =yes) Have you received any reaction?
 Appropriate Compensation Little Compensation
 Appropriate Resettlement Inappropriate Resettlement/Replacement
 Other solution No solution
88. Is there a community organisation or network in your community working on land issues?
 Yes No Don't know
89. (If 88 is yes) What is the influence/result of the community networks (multiple options possible)?
 More secure land title I feel more confident
 More solidarity within the community More fear of losing land
 Threats/intimidation by authorities Discrimination (Treated as an opposition party)
 Don't know
90. In which of the following land rights activities did you participate (multiple options possible):
 Debate organised by one of the organisations from the partner list
 Legal aid training by one of the organisations from the partner list
 Awareness training through one of the organisations from the partner list
 Campaign by one of the organisations from the partner list
 Received Information, Education and Communication Materials
 None

Have you heard about/been informed about the work of.... (mention the organisations from the partner list)
Partner list: ACORD ALIN CEFORD CEW-IT CREAM DENIVA EA ESAFF FAWE HAG IST LABE PELUM SEATINI Send a Cow
Tujjenge ULA UNATA VEDCO YADEN

91.

- yes
- no

Part D: Governance / Accountability SPECIFIC QUESTIONS for partners in UGANDA working on Governance / Accountability programmes

92. Do you consider yourself as someone who is aware of your rights and duties in society?

- Not at all
- Somewhat
- Substantially
- Totally

93. Do you feel free to express your opinion on social and political issues if you want (i.e. in the citizens' spaces, including neighbourhood assemblies, ICT platforms, social media)?

- Not at all
- Somewhat
- Substantially
- Totally

94. Have you had any experience of violations of your rights during the past 12 months?

- No
- Yes

95. (If 94 is yes) Which rights have been violated during the past 12 months (multiple options possible)?

- Denied access to information
- Denied access to services
- Harassment
- Other

96. In the past 12 months did you participate in any of the following activities:

- Vote in elections
- Being a candidate in elections
- Join a demonstration
- Participate in a strike
- Sign a petition
- Send a letter to a public official
- Participate in debates at local level
- Participate in debates online (using social media or the internet)

97. Public information is easily accessible:

- | | | |
|--------------------------|-------------------|----------|
| <input type="checkbox"/> | Strongly | agree |
| <input type="checkbox"/> | | Agree |
| <input type="checkbox"/> | | Disagree |
| <input type="checkbox"/> | Strongly disagree | |

98. It is dangerous to ask for public information:

- | | | |
|--------------------------|-------------------|----------|
| <input type="checkbox"/> | Strongly | agree |
| <input type="checkbox"/> | | Agree |
| <input type="checkbox"/> | | Disagree |
| <input type="checkbox"/> | Strongly disagree | |

99. Do you feel the local government is responsive to people's needs?
- Not at all
- Somewhat
- Substantially
- Totally
100. Do you feel the national government is responsive to people's needs?
- Not at all
- Somewhat
- Substantially
- Totally
101. Do you consider your local government to be accountable and not corrupt?
- Not at all
- Somewhat
- Substantially
- Totally
102. Do you consider your national government to be accountable and not corrupt?
- Not at all
- Somewhat
- Substantially
- Totally
103. Have you ever been involved in online activism organizing social/political activities via social media (facebook, twitter, mobile telephone, etc.)?
- Yes
- No
104. How do you perceive the possibilities in your community to start or participate in civil society organisations?
- Not at all possible
- Somehow possible
- To a large extent possible
- Totally possible
105. Do you feel the local government makes an effort to engage with citizens / civil society and respects their rights to organize?
- Yes
- No
106. Do you feel the national government makes an effort to engage with citizens / civil society and respects their rights to organize?
- Yes
- No
107. Has the engagement of women in local government changed over the last twelve months?
- Increased engagement No change in engagement Decreased engagement
108. Do you think that trade unions and workers organisations are focusing on issues that are important to workers?
- Not at all
- Somewhat
- Substantially
- Totally

109. Are you aware about who pays taxes and who are exempted from taxes, according to the law?

- Not at all
- Somewhat
- Substantially
- Totally

110. Are you aware about how public money (tax, aid, royalties) is spent?

- Not at all
- Somewhat
- Substantially
- Totally

Part E: Gender SPECIFIC QUESTIONS for partners in UGANDA working on Gender, youth and education programmes

111. How many members of your household are between 18 and 35 years old?

Number _____

112. How many of them have at least one source of income?

Number _____

113. What are their sources of income?

- Farming
- ICT related business (internetshop, webtechnology, repairs, etc.)
- Other off farm business/services
- Not applicable

114. Are they mostly self-employed or employed by others?

- Self-employed
- Employed by others

The thematic questions show a lot of overlap between the themes. Therefore the questions 77; 84; 92-98; 103-104; and 107 will also be used in the gender part.

6.2 ANNEX 2: UGANDA STORIES OF CHANGE FORM 2014

Name organization:.....

Name interviewer:

Explain the following to the story teller:

We (from XX project/organization) are hoping to capture some stories about changes that may have resulted from your work. If you are OK with this, I will ask you a few questions and record your answers. I will go over what I have written at the end to make sure you are happy with it.

We hope to use the stories and information collected from your interviews for a number of purposes including:

- to help us understand what participants think is good and not so good
- to learn and to make improvements to our work
- to let other people know what has been achieved. We will share your story only when you give permission for it.

Is it OK that I ask you some questions on changes in your life and write down your answers? Yes No

You are always free not to answer certain questions.

Contact Details

Storyteller code : Occupation

.....

Name of storyteller⁴⁷: Age:

.....

Gender: District:

.....

Marital status: Sub county:

.....

Number of children:..... Date of the interview:

.....

Questions

1. How did you become involved in the project of [name of your organization]?

.....
.....
.....
.....

2. Why did you decide to become involved?

.....
.....
.....

3. What main changes have you noticed in **[your life / household / community / organization etc]⁴⁸** regarding **[domain]** since **[year; or: since you became involved in the project of [name of your organization]]?**

⁴⁷ If he/she wishes to remain anonymous, don't record his/her name or contact details – just write "community member" or another description

⁴⁸ Choose the area depending on the SoC question that has been formulated

1.

2.

3.

4.

5.

4. We have been talking about a number of changes (refer to list above). From your point of view, which do you think is the MOST significant change?

5. Why did you choose this change in particular? In other words, why is it the most significant for you?

6. How did this most significant change come about? *Note to story collector: Repeat first what the story teller thinks is the most significant change. // Please try to describe this change in the form of a story.*

Beginning (What was the situation like before the change?)

Turning point (What changed? What caused the change? When did it happen? Who were involved?)

6.3 CODE STRUCTURE STORIES OF CHANGE

- 1 Negative change / negative consequences of change
 - 1.1 Unchanged, problematic spouse
 - 1.2 Change has not reached the whole community
 - 1.3 Change has not been sufficient to the individual
 - 1.4 Envy and jealousy
 - 1.5 Men feel weaker
 - 1.6 Opposition to change from the community
 - 2 Positive change
 - 2.1 Personal growth
 - 2.1.1 Newly gained knowledge/insights/skills
 - 2.1.2 Having a vision for life
 - 2.1.3 Being more independent as female
 - 2.1.4 Stronger self-esteem/more self-confidence/empowered
 - 2.2 Better relationships
 - 2.2.1 Decreased domestic violence
 - 2.2.2 With spouse
 - 2.2.2.1 Improved communication
 - 2.2.2.2 More equal sharing of work load/responsibilities
 - 2.2.2.3 More trust
 - 2.2.2.4 More loving relationship
 - 2.2.2.5 More equality in decision making
 - 2.2.2.6 Better support of / sharing by spouse in material needs
 - 2.2.2.7 Reunited spouses
 - 2.2.3 Community or friends
 - 2.2.3.1 Improved social status
 - 2.2.3.2 Helping/convincing/teaching community members to change
 - 2.2.3.3 Becoming role models/being an inspiration
 - 2.2.3.4 Stronger social network
 - 2.2.3.5 Group work/activities
 - 2.2.4 With other members of the household
 - 2.2.4.1 Planning together
 - 2.2.4.2 More equal/better sharing of work load
 - 2.2.4.3 Reunited parent-children
 - 2.3 Stopped/reduced drinking alcohol
 - 2.4 Female Land Rights
 - 2.4.1 Changed attitude towards land rights for women
 - 2.4.1.1 women aware of female land rights
 - 2.4.2 More land rights for women
 - 2.4.2.1 More influence on use
 - 2.4.2.2 Women entitled to land
 - 2.5 Better economic circumstances
 - 2.5.1 New or stronger business
 - 2.5.2 More loans
 - 2.5.3 Increased savings
 - 2.5.4 Increased assets
 - 2.5.4.1 Productive assets
 - 2.5.4.1.1 More land (bought/rented)
 - 2.5.4.2 Non productive assets
 - 2.5.4.2.1 (Re)building a home
 - 2.5.5 Increased agricultural production
 - 2.5.6 Increased income
 - 2.6 Increased food security
 - 2.7 Better able to send children to school
 - 2.7.1 Value education more
-

-
- 2.8 improved community services
 - 2.9 Altered attitude to gender-related practices
 - 2.10 Other (not mentioned often)
 - 2.10.1 Other rights then land rights
 - 2.10.2 more family planning
-



Oxfam Novib January 2016

This document was written by Ruben De Winne and Anne Oudes.

For more information or to comment on this publication, please email worldcitizenspanel@oxfamnovib.nl.

This publication is copyright but the text may be used free of charge for the purposes of advocacy, campaigning, education, and research, provided that the source is acknowledged in full. The copyright holder requests that all such use be registered with them for impact assessment purposes. For copying in any other circumstances, or for re-use in other publications, or for translation or adaptation, permission must be secured and a fee may be charged. E-mail worldcitizenspanel@oxfamnovib.nl for more information.

Image credit

Cover photo by Oxfam Novib © Heather McClintock

Portrait of Maria Acan in Northern Uganda, Gulu district, Acholiland. which took part in *Learning for Life* from LABE (Literacy Adult Basic Education)

Published by Oxfam Novib in January 2016.

Oxfam Novib
P.O. Box 30919
2500 GX The Hague
The Netherlands

T +31 (0) 70 3421621
info@oxfamnovib.nl
www.oxfamnovib.nl