



Photo: Candace Feit / Oxfam Novib

# FINANCE FOR A FRUITFUL FUTURE

DUTCH AID FOR AGRICULTURE,  
2005-2015



**OXFAM**  
Novib

# OXFAM NOVIB WORKS ON SUSTAINABLE RURAL LIVELIHOODS FOR ALL PEOPLE, TO MAKE IT POSSIBLE FOR COMMUNITIES TO GROW OR BUY ENOUGH FOOD, NOW AND IN THE FUTURE.

## SUMMARY

*Dutch ODA for agriculture has been on the rise in the last five years. However, it remains unclear whether Dutch ODA expenditures on agriculture are reaching female smallholder farmers. Empowering smallholders, especially women, is a proven solution for reducing hunger and poverty. This is particularly true of the rural poor, who are the worst affected by the impacts of climate change. This paper calls on the Dutch government to combine a strong ODA budget for agriculture with a solid strategy for resolving hunger by 2030, to scale up climate finance for adaptations in the agricultural sector, and to supply improved data on the impact of agricultural investments for each target group and gender.*

**Contact:** Madelon Meijer, [madelon.meijer@oxfamnovib.nl](mailto:madelon.meijer@oxfamnovib.nl)  
Hugo Hooijer, [hugo.hooijer@oxfamnovib.nl](mailto:hugo.hooijer@oxfamnovib.nl)



## INTRODUCTION

More than 800 million people around the world do not have enough food to eat.<sup>1</sup> The reasons for this are many, including high food prices, low agricultural productivity, abnormal weather patterns, and conflict. But the scale of food insecurity points to deeper and prolonged problems in our global food system that have never been adequately tackled. Social and economic exclusion, structural poverty, lack of access to productive resources such as land, and imbalances in power are consigning millions to hunger. By signing up to the Sustainable Development Goals (SDGs), the international community committed to eradicating hunger by 2030. If we fail to act on that promise, we fail the people who are hungry today. This paper presents the results of a study analyzing the trend in Dutch ODA expenditures on agriculture and sets out policy recommendations to aid the Dutch government in contributing to SDG 2: the goal of eradicating hunger by 2030. In addition, this paper maps the current state of Dutch climate finance, as investments in the agricultural sector and adaptation finance are closely intertwined.

Smallholder farmers are at the center of global food security: a third of the world's population relies on smallholder farming for food.<sup>2</sup> Smallholder agriculture does not currently attract sufficient investments.

More and better investment in the sector is required if agriculture is to meet a growing list of expectations, from increased food security through to rural poverty reduction and stewardship of natural resources. When it comes to reducing hunger and poverty, and tackling power imbalances and inequalities, there are proven solutions: empowering women smallholders, and supporting efficient and environmentally sustainable agriculture.<sup>3</sup> The agriculture sector forms the backbone of rural livelihoods and has a strong multiplier impact on local economies in developing countries.

Oxfam Novib calls on the Dutch government to increase its Official Development Assistance (ODA) budget for agriculture and to invest it in supporting measures for female smallholder farmers. The ability of the investment to deliver on rural development is critical. As an investor in global food security, the Dutch government needs to ensure that its actions and funding directly support agricultural production by smallholder farmers, in addition to creating an enabling policy environment for small-scale producers to thrive.



## FINDINGS

- The Dutch government's ODA budget for agriculture<sup>4</sup> has been on the rise since 2011, when food security was selected as a central theme of the Dutch development policy "A World to Gain".<sup>5</sup> There was a slight decrease in ODA disbursements to agriculture in 2014 and 2015; in 2015 it stood at six percent of total ODA.
- The share of the Dutch ODA budget for agriculture spent through public-private partnerships (PPPs) has increased significantly, rising from three percent in 2006 to eleven percent in 2015.
- Our target analysis<sup>6</sup> shows that the identified agriculture programs have weak scores on gender equality and, where smallholder farmers are involved, mainly focus on cash crop production. This implies the possible exclusion of farmers who have the potential to become entrepreneurial farmers, yet currently lack the required resources to do so. Data on the results per target group are unavailable. This means that an impact analysis that differentiates between target groups (such as men, women, subsistence farmers, entrepreneurial farmers, small, medium, or large farms, etc.) is currently not possible.

- The total amount of Dutch Climate Finance – €428 million in 2015 – is currently paid from the ODA budget. This is against the Copenhagen climate agreement, which states that climate finance should be additional to ODA.

## POLICY RECOMMENDATIONS

1. The Dutch government needs to do its share in realizing SDG 2: to end all hunger by 2030. Clearly defining the connection between Dutch ODA agriculture expenditures and the goal of solving hunger by 2030 will help to shape the focus of the agricultural investments policy in terms of inputs and intended results. Following African nations' commitment to allocating a minimum of ten percent of their national budgets to agriculture development,<sup>7</sup> the Dutch government should spend at least ten percent of its ODA budget on agricultural investments. The results can be defined in terms of multiple contributions to the SDGs, such as increasing food security, reducing poverty, addressing climate change, and creating employment in rural areas.

2. With a shrinking ODA budget, the Dutch government is at risk of losing its position as a front-runner in international development. To keep up with current challenges such as SDG2, the ODA budget for agriculture must be no lower than the current budget level. Further ODA budget cuts may threaten the food security budget in coming years. The best way to maintain the budget for agricultural investments is to restore the general ODA budget to at least 0.7% of the gross national product (GNP) and to retain food security as a central pillar of ODA policy.
3. Governments should invest in small investor farmers, but also in subsistence farmers to ensure they are able to make the jump to becoming small investor farmers. To ensure the Dutch ODA budget for agriculture supports small and medium-sized entrepreneurial family farms, impact results per target group are needed. The greatest contribution to global food security comes from economically and ecologically resilient farmers, particularly women, who produce food for the local market. Disaggregated impact data specifying the effects on predefined target groups and gender will make it possible to see whether the Dutch ODA budget for agriculture contributes optimally to this goal.
4. ODA investment through PPPs is on the rise. At present the strategy of investing the ODA agriculture budget in private sector initiatives seems to favor producers with already-high endowments and relatively good market integration. The added value of such investments for local food security is unclear. Here again, impact results per target group and gender are needed.
5. Climate finance should be paid in addition to ODA funds, and should be balanced equally between adaptation and mitigation. The level of climate finance must be increased in order to reach the Dutch target of €1.2 billion in 2020. The Court of Audit can define the path for the future development of Dutch climate finance from 2020 and onwards, incorporating new elements to provide funding, such as a carbon tax.

## BACKGROUND

Agriculture investment in developing countries is crucial to ending hunger and poverty.<sup>8</sup> 500 million small-scale farmers support almost two billion people, nearly a third of the global population. Yet, paradoxically, it is these same small-scale producers who are the most food-insecure – due to lack of access to markets, finance, infrastructure, extension

services, and technologies enjoyed by large farms.<sup>9</sup> Given that growth in small-scale agriculture is two to four times more effective at reducing hunger and poverty than any other sector,<sup>10</sup> major gains in agricultural productivity and poverty reduction can be achieved by making appropriate investments in small-scale producers in developing countries.<sup>11</sup> Food security, poverty reduction, employment, social cohesion, natural resource management, and adaptation to climate change all depend to a greater or lesser extent on the inclusive development of the small farm sector.<sup>12</sup>

Acknowledging the need to invest in agriculture in low-income countries, in 2011 the Dutch government named food security as a central pillar of its development policy. The government's focus on its food security policy includes providing support to smallholder farmers.<sup>13</sup>

In this briefing, Oxfam Novib explores the size of Dutch ODA investments in agriculture between 2005 and 2015, identifies the channels through which the budget is spent, and attempts to map the way the budget is targeted to support smallholder farmers. As examples of countries receiving Dutch ODA for agriculture, Ghana and Ethiopia are described in more detail.<sup>14</sup> Additionally, the briefing gives a short summary of the current state of Dutch climate finance. Alongside ODA for agriculture, climate finance needs to support agricultural development in order to assist rural populations in developing countries to increase their economic and ecological resilience in the context of climate change.

## METHODOLOGY

Oxfam Novib has researched Dutch funding for agriculture and food security in developing countries. There is no international OECD DAC standard defining food security. Aid to agriculture, as defined by the OECD, includes the categories of agriculture, forestry, fishing, and rural development (ARD). We have added the category of developmental food aid/ food security assistance, under the assumption that these programs may also contribute to outcomes in the agriculture sector. The OECD DAC category of emergency food aid has been excluded from our analysis as this category targets short-term relief in emergency situations; this is not aid that leads to structural change to the agriculture sector (but may instead be a symptom of its failing). The total amount for agriculture expenditures, developmental food aid, and food security programs is referred

to as 'ARD+' in this report. ARD+, however, is not a perfect match with the budget categories that the Dutch government considers relevant to its Food Security policy theme. Food security as considered in policy by the Dutch government is slightly broader than ARD+ and, depending on the relevance to food security, might also include the OECD DAC categories of Basic Nutrition, Agro-Industries, and Emergency Food Aid. To enable comparisons between the Netherlands and other donor governments while also doing justice to the Dutch government's prioritization of food security, ARD+ has been retained as a description of Dutch ODA expenditure on agriculture. Data available in the OECD DAC database, from the IATI, and from the Dutch Ministry of Foreign Affairs were used to analyze the current state of Dutch climate finance and the trend for agriculture in Dutch ODA. Unless otherwise noted, all results presented in this briefing were provided by Jolien Schure and Bart Slob in their background paper Dutch Official Development Assistance and the Agricultural Sector, commissioned by Oxfam Novib (available upon request).

## RESULTS AT A GLANCE

### ODA for agriculture

The study finds that, although the Dutch ODA budget decreased between 2010 and 2017 – from 0.82% to 0.56% of GDP – the absolute size of the Dutch ODA budget for agriculture has increased: from €115 million in 2010 to €347 million in 2017. Most Dutch ODA for agriculture was disbursed via multilateral organizations, followed by Civil Society and public sector channels. The share of ODA for ARD+ disbursed through Public-Private Partnerships increased significantly, varying from three to five percent in the years from 2006 to 2010 to around eleven percent in 2013-2015.

It may be that women and smallholder farmers are overlooked in the programs that receive Dutch funding, as data on impacts per target group are unavailable. Most ARD+ programs primarily focus on cash crop producers,<sup>15</sup> who are more likely to be men

and are also more likely to be farmers who already have relatively high endowments and market access.<sup>16</sup>

### Climate finance

Dutch climate finance amounted to €428 million in 2015. In an advice given to the Dutch government, the Court of Audit recommended that the Dutch government increase its climate finance to €1.2 billion in 2020. The Dutch government is following this advice, and in addition specifying that half of this amount must come from public funding and the other half from the private sector. All public climate finance is currently paid from ODA, despite the fact that the 2009 Copenhagen Agreement<sup>17</sup> established that climate finance should be new and additional.

Oxfam Novib argues that climate finance needs to be additional to the ODA budget, in line with the Copenhagen Agreement. Climate finance and ODA can be complementary, and climate finance may have developmental objectives and therefore count as ODA. However, these components of financing should then be made in addition to existing ODA commitments rather than coming at the expense of existing commitments. Climate finance should genuinely aim to fund adaptation and mitigation activities that are in line with Intended Nationally Determined Contributions, and address the needs of those who are most vulnerable to climate change. Climate finance is not something that should ever simply be tacked on to existing programs by tagging existing payments as 'climate relevant'.

## RESULTS IN DETAIL

### Dutch ODA is declining overall

The OECD donor countries have agreed to spend 0.7% of their GNP on ODA. The Netherlands has met this standard for decades. The Dutch aid budget has steadily declined since 2010, as Table 1 shows. In 2016 the Netherlands allocated 0.69% of its GDP to ODA. Structural budget cuts made by the last two governments mean that the total ODA budget is expected to drop to a record low of 0.46% of GNP in 2019.

**Table 1:** ODA budget as percentage of GNP and in absolute figures between 2010 and 2019<sup>18</sup>

2010	2011	2012	2013	2014	2015	2016	2017	2018	2019
0.82%	0.75%	0.71%	0.67%	0.64%	0.76%	Forecast 0.69%	Forecast 0.56%	Forecast 0.49%	Forecast 0.46%
Net ODA (in millions of Euros)*			4,375.4	4,200.4	5,161.6	4,730	3,969.5	3,521	3,461.2

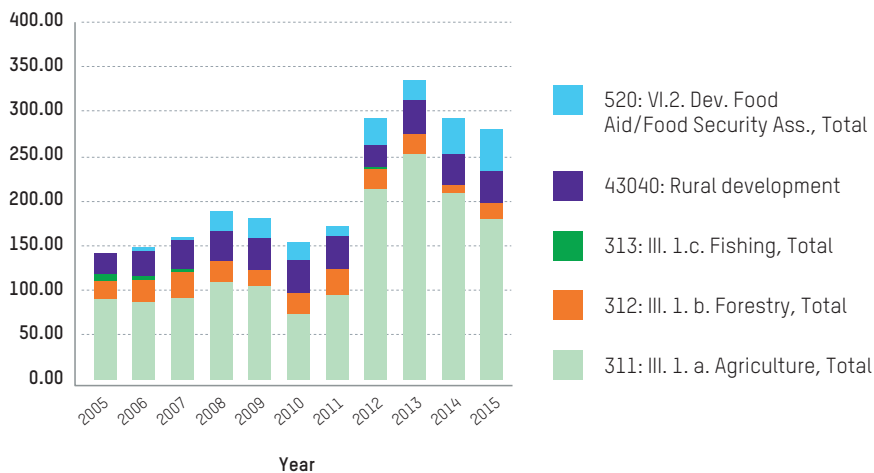


### ODA for agriculture is on the rise

While the general ODA budget has fallen, the ODA budget for agriculture grew between 2005 and 2015. The total amount of Dutch ODA disbursements to agriculture, forestry, fishing and rural development, and developmental food aid (ARD+) doubled from US \$141.10

million in 2005 to US \$293.54 million in 2014 (while correcting for inflation). In 2015 ARD+ disbursements amounted to US \$233.97 million. The total Dutch ARD+ expenditure as a percentage of total ODA equaled three percent in 2005, seven to nine percent between 2012 and 2014, and six percent in 2015.

**Figure 1:** Dutch ODA ARD+ 2005 – 2015 (Gross disbursements, constant prices, US dollars, millions, 2014 price level)



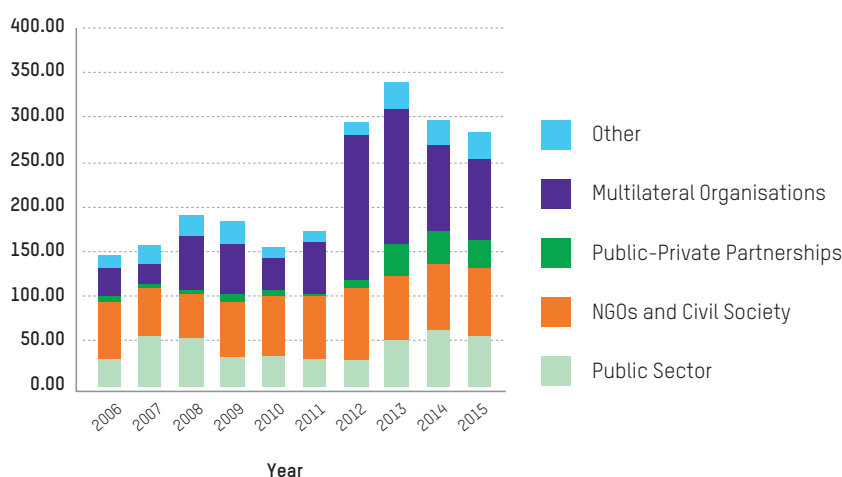
### Food security

The Dutch government spends most of the ODA budget for agriculture within the theme of food security. The increase in Dutch ODA commitments and expenditure to ARD+ in the past few years seems to reflect food security's inclusion as one of the four Dutch Development Policy priorities since 2011. Although food security is a policy priority, it suffered budget cuts in 2014-2016 bringing financing to below €300 million. The Dutch government's ODA budget for food security increased again to €347.76 million in 2017. Food security is budgeted to remain at around €340 – €345 million in coming years.<sup>19</sup> However, pressure on the overall ODA budget may lead to the food security budget decreasing again.

### Instruments

Most Dutch ODA for ARD+ was disbursed via multilateral organizations, followed by NGOs and Civil Society, and then public sector channels. The share of ODA for ARD+ disbursed through PPPs has increased significantly, varying from three to five percent in the years from 2006 to 2010, to around eleven percent in 2013 to 2015. This is shown in figure 2 below. The added value of investing in food security through PPPs remains unclear.<sup>20</sup> Analyzing the impacts of PPPs for each target group may be helpful in identifying the added value for female smallholder farmers and for food security.

**Figure 2:** Dutch ODA ARD+ disbursements per channel, 2006 – 2015 (Constant prices, US dollars, millions, 2014)



### Reaching female smallholder farmers

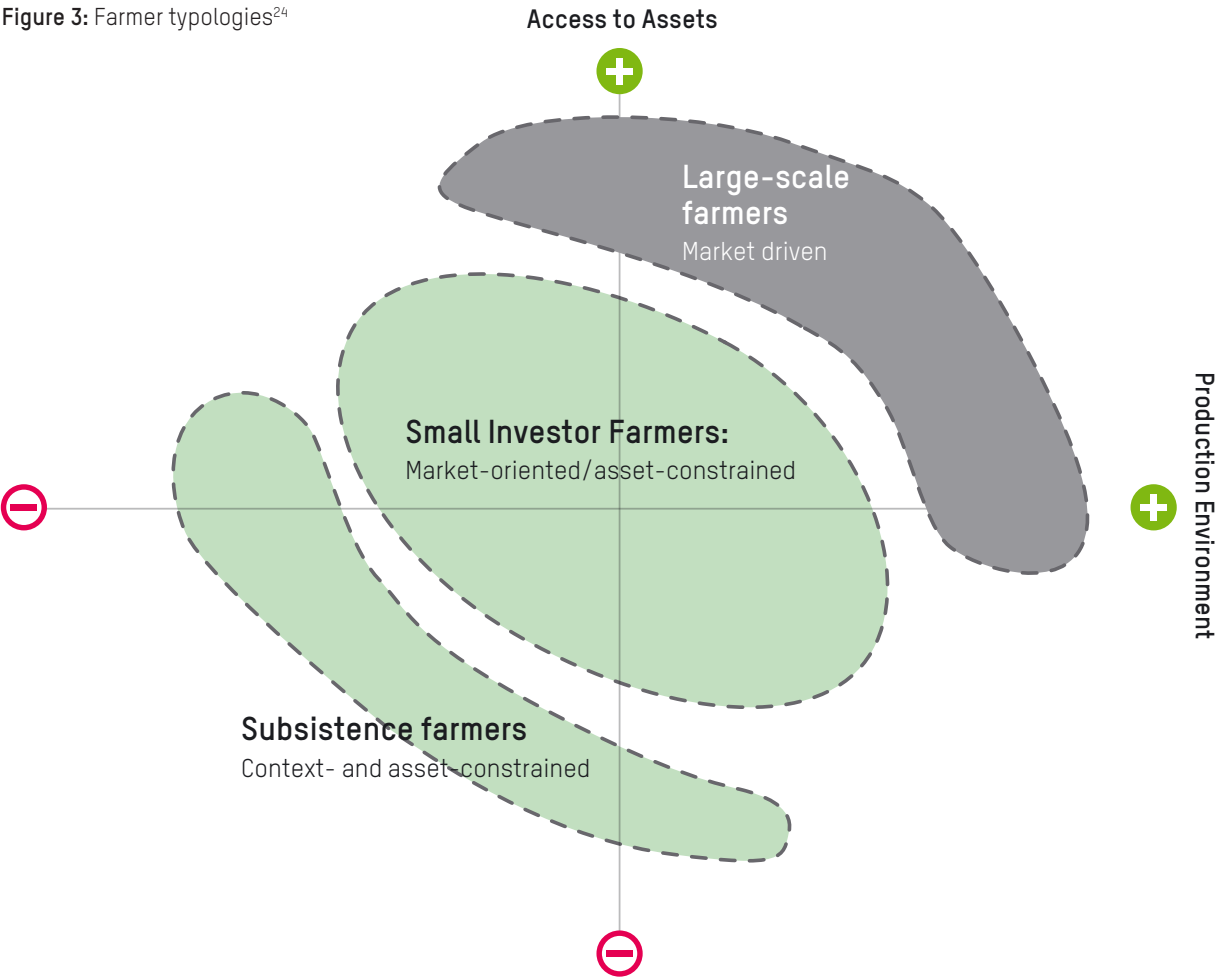
If women had the same access to productive resources as men, they would be able to increase yields on their farms by 20 to 30 percent. This in turn could raise total agricultural output in developing countries by 2.5 to 4 percent.<sup>21</sup> Closing the gender gap in agriculture would generate significant gains both for the agricultural sector and for society: according to FAO estimates, ensuring women's equal access to land and other productive resources would boost farm productivity to lift 100-150 million people out of hunger.<sup>22</sup>

The Dutch Ministry of Foreign Affairs rated the ARD+ programs according to their contribution to gender equality. The results show that gender equality is not rated as a primary objective in any of the programs, and as a secondary objective in only some of the programs. Of the ARD+ programs assessed (i.e. all Dutch-government-funded programs falling into the OECD categories of Agriculture [311], Forestry [312], Fishing [313], Rural Development [43040], and 'Developmental Food aid/Food security assistance' [520]), the smallholders targeted are mainly those involved in cash crop production in combination with developing public-private partnerships

and certification or other value chain activities.<sup>23</sup> This leads to the assumption that women may be excluded, especially those women who are less resource-endowed and have less market access, but nonetheless have plenty of potential. This target group is shown as 'Small Investor Farmers' in figure 3 below. In order to identify the impact of Dutch ODA on female smallholder farmers, data for each target group are needed.

As figure 3 illustrates, farmers are not a homogeneous set of producers. Small investor farmers tend to be market-oriented yet asset-constrained, which hinders their growth potential and full participation in the market. The extent to which ARD+ programs specifically target this type of farmers is extremely important when it comes to their opportunities to contribute to achieving a sustainable global food system. Subsistence farmers lack most types of assets other than unskilled labor while, at the same time, operating in unfavorable environments. They are ill-equipped to participate in cash crop production and marketing activities, and are among the poorest and most exposed in rural areas.

Figure 3: Farmer typologies<sup>24</sup>





### Climate finance

Dutch Climate Finance increased rapidly from around €45 million in 2010 to €428 million in 2015. However, all climate finance is currently paid from the ODA budget, in contravention of the 2009 Copenhagen Agreement which states that climate finance should be new and in addition to existing financing. The Dutch Ministry of Foreign Affairs uses the Rio markers on climate change adaptation and climate change mitigation to label ODA expenditures in these areas.<sup>25</sup> The Netherlands classifies its climate interventions in four areas: *renewable energy, land use and forests, water management, and climate-resilient agriculture*. The areas of climate resilient agriculture and land use and forests are strongly linked to ARD+. In addition, improving irrigation as part of water management contributes to the ARD categories. The Netherlands divides expenditures into three categories, 0%, 40%, and 100%, labeled as 'not targeted', 'significant', and 'principal' respectively. The Dutch Ministry of Foreign Affairs calculation for total climate financing takes into account cases where both climate change adaptation and mitigation markers are assigned, and corrects for double-counting. Of the total ODA in 2015 (€428 million), only 1.1 percent was tagged as 'principally' targeting climate change and 4.4 percent was tagged as 'significant'. The remaining 94.5 percent of total Dutch ODA was screened, but not targeted to climate change objectives.

### As an illustration: two examples of ARD+ budgets and projects in developing countries

Oxfam selected five African countries for the purpose of comparing donor countries' contributions for agriculture: Burkina Faso, Ethiopia, Ghana, Nigeria, and Tanzania.<sup>26</sup> The Netherlands has donor relations with Ethiopia and Ghana, but not with Tanzania, Burkina Faso, or Nigeria.<sup>27</sup>

Data on ODA disbursements show that Dutch ODA has indeed been targeted to ARD+ in Ethiopia and Ghana. As an illustration of what the Dutch ODA contribution for ARD+ might look like, the expenditures in Ethiopia and Ghana have been highlighted below. The top ten local ARD+ projects in receipt of Dutch funding are shown for each country. It is important to note that the Dutch government plans to phase out all ODA for Ghana by 2020.

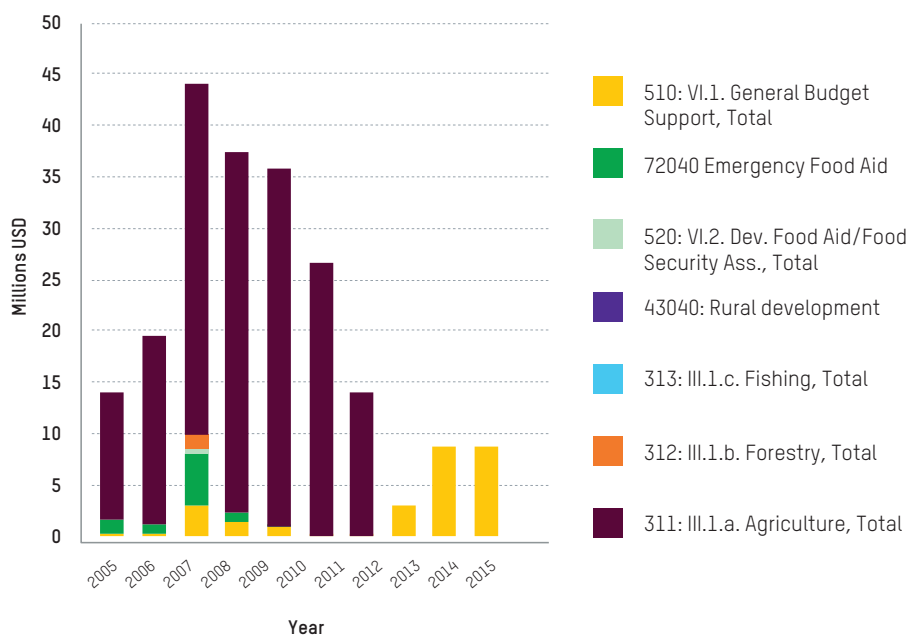
## 1. GHANA

Ghana is one of the countries with which the Netherlands has a bilateral cooperation on development, concentrating on sectors of mutual interest. The Dutch government plans to phase out ODA and ensure that programs are self-sustaining by 2020. "In agriculture, we will support private sector organizations that add value to production in cocoa, palm oil and in vegetable value chains."<sup>28</sup>

Ghana's total public expenditure on food and agriculture was GH¢ 914.8 million (€386.14 million) in 2012, including 32 percent administrative costs. In 2011 and 2012 around 87 percent of this expenditure was donor-funded. Ghana budgeted a total of GH¢ 501.5 million (€119.91 million) for agriculture expenditure in 2016 to "promote sustainable agriculture for improved yield and food security". In 2016 the Netherlands' commitment to food security activities in Ghana represented about 4.2 percent of Ghana's total national agriculture budget. A total of 46 transactions related to Dutch ARD+ programs in Ghana were recorded in the IATI registry for the period 2005-2016, with a total amount of €24.18 million in disbursements to twelve different types of ARD+ projects.<sup>29</sup>

**Figure 4:** Ghana

(Dutch ODA disbursement to ARD, food aid and general budget support, current prices, US dollars, millions)



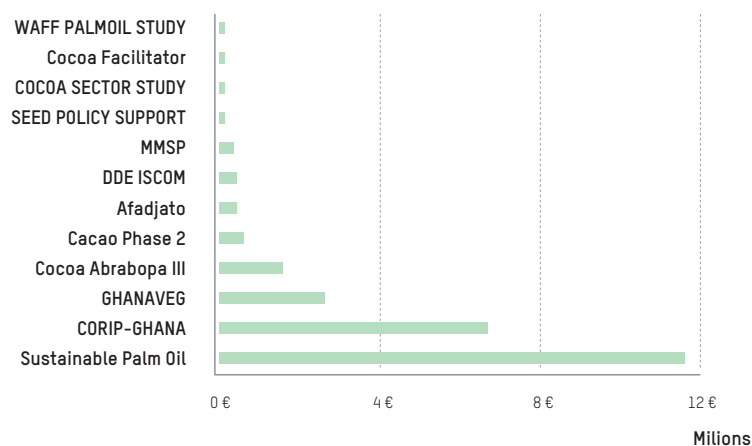
**Table 2:** Dutch budget for foreign trade and development cooperation and disbursements to Ghana

	2013	2014	2015	2016	2017
Food security disbursements (in millions of Euros)	6.58	6.63	4.95	5.09*	1.06*
Total Foreign trade and development cooperation disbursements (in millions of Euros)	16.2	23.4	29.28	43.25*	32.99*
Number of programs on food security	4	3	3	4	2

\*=Based on data on planned disbursement for 2016 and 2017.

Activities recorded in the IATI registry that were targeted towards ARD+ in Ghana are shown in Figure 5.

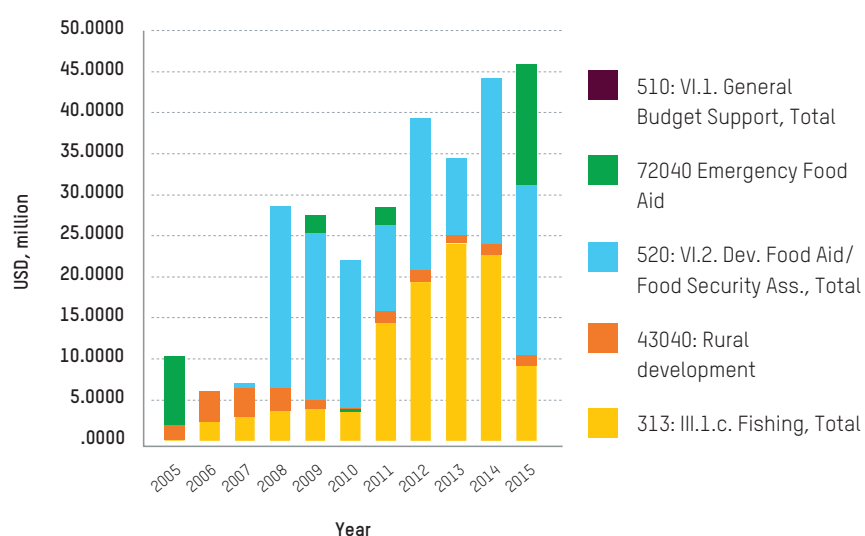
**Figure 5:** ARD+ activities in Ghana financed by Dutch ODA in 2005-2016 (in millions of Euros)



## 2. ETHIOPIA

A total of 213 transactions related to ARD+ were recorded in the IATI registry for the period 2005- 2016.<sup>30</sup> A total of 31 activities/programs have been identified. The transactions of disbursements recorded in the IATI registry at country level between 2005 and 2016 total €200.6 million. Disbursements on food security and the budget for foreign trade and development cooperation in Ethiopia over the past four years are shown in Table 3.

**Figure 6:** Ethiopia (Dutch ODA disbursement to ARD, food aid and general budget support, current prices, US dollars, millions)



**Table 3:** Dutch budget on Foreign trade and development cooperation and disbursements to Ethiopia (in millions of Euros)

	2013	2014	2015	2016	2017
Food security disbursements	31.42	30.58	32.14	40.00*	34.68*
Total Foreign trade and development cooperation disbursements	57.73	67.80	72.55	71.65*	56.86*
Number of programs on food security	16	17	18	20	14

\*=Based on data on planned disbursement for 2016 and 2017.

**Figure 7:** The ten largest ARD+ activities in Ethiopia financed by Dutch ODA in 2005-2016 (in millions of Euros)

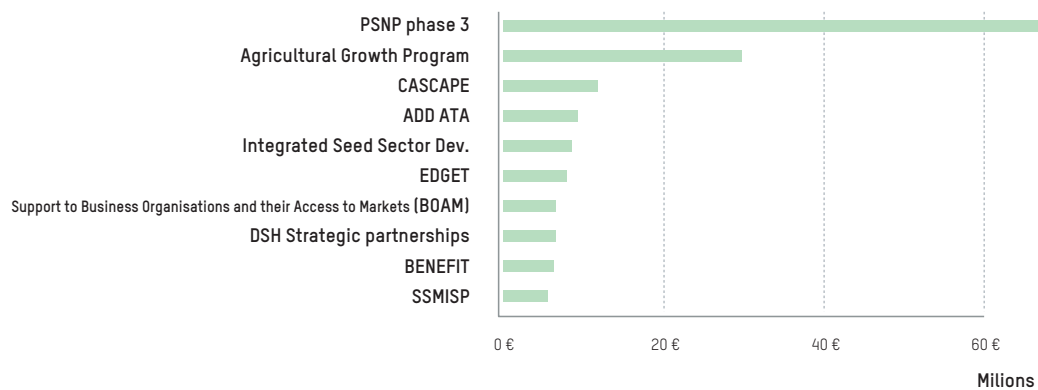


Photo: Jeppe Schilder / Oxfam Novib

## NOTES

<sup>1</sup> IFPRI, Global Hunger Index 2016: <http://www.ifpri.org/cdmref/p15738coll2/id/130707/filename/130918.pdf>, and FAO, The State of Food Insecurity in the World, 2015: <http://www.fao.org/3/a-i4646e.pdf>

<sup>2</sup> FAO, The State of Food and Agriculture. Climate Change, Agriculture, and Food Security, 2016: <http://www.fao.org/3/a-i6030e.pdf>

<sup>3</sup> IFAD, Rural Development Report 2016: <https://www.ifad.org/web/rdr/reports>.

<sup>4</sup> Aid to agriculture, as defined by the OECD, includes the categories of agriculture, forestry, fishing, and rural development. We added the category 'developmental food aid/food security assistance', under the assumption that these programs may also contribute to outcomes in the agriculture sector.

<sup>5</sup> <https://www.government.nl/documents/letters/2013/04/05/global-dividends-a-new-agenda-for-aid-trade-and-investment>

<sup>6</sup> Jolien Schure and Bart Slob, Dutch Official Development Assistance and the Agricultural Sector, 2017 (available upon request).

<sup>7</sup> Malabo Declaration: [http://www.iri.edu.ar/publicaciones\\_iri/anuario/cd\\_anuario\\_2014/Africa/13.pdf](http://www.iri.edu.ar/publicaciones_iri/anuario/cd_anuario_2014/Africa/13.pdf)

<sup>8</sup> FAO, IFAD and WFP, Achieving Zero Hunger: the critical role of investments in social protection and agriculture, 2015: <http://www.fao.org/3/a-i4777e.pdf>.

<sup>9</sup> Eighty percent of hungry people live in rural areas, and most work as small-scale producers. Bailey, Growing a Better Future: Food justice in a resource-constrained world, 2011, Oxfam, p.56: <http://www.oxfam.org/sites/www.oxfam.org/files/growing-a-better-future-010611-en.pdf>

<sup>10</sup> IFAD, Sustainable smallholder agriculture: Feeding the world, protecting the planet, 2012, p. 8: <https://www.ifad.org/documents/10180/6d13a7a0-8c57-42ec-9b01-856f0e994054>

<sup>11</sup> FAO, How to Feed the World in 2050?, 2009: <http://www.fao.org/wsfs/forum2050/wsfs-backgrounddocuments/hlef-issues-briefs/en>. In addition, smallholder production has been shown to be economically more efficient than plantations operated by wage labor. Smallholder production has a massive employment effect that is not seen in large-scale mechanized farming.

<sup>12</sup> HLPE, Investing in smallholder agriculture for food security, 2013: [http://www.fao.org/fileadmin/user\\_upload/hlpe/hlpe\\_documents/HLPE\\_Reports/HLPE-Report-6\\_Investing\\_in\\_smallholder\\_agriculture.pdf](http://www.fao.org/fileadmin/user_upload/hlpe/hlpe_documents/HLPE_Reports/HLPE-Report-6_Investing_in_smallholder_agriculture.pdf)

<sup>13</sup> <https://www.rijksoverheid.nl/documenten/kamerstukken/2014/11/18/kamerbrief-over-nederlandse-inzet-voor-wereldwijde-voedselzekerheid>

<sup>14</sup> Ethiopia and Ghana were selected for this study because they receive Dutch ODA for agriculture, and because these two countries are part of an international effort by Oxfam Novib to map public agricultural investments (under the LEAP2 program, 2015-2018). Other countries also receive Dutch ODA for agriculture, but however relevant they might be to the Dutch context, these other countries were not selected for this study because they are not part of the LEAP2 program.

<sup>15</sup> For more detail, please refer to the 'Results' chapters of this paper, the program examples provided in the box texts on Ghana and Ethiopia below, or the 'Dutch Official Development Assistance and the Agricultural Sector' background advice on the Oxfam Novib website.

<sup>16</sup> Women rarely have similar access to assets and markets as men, which impacts the production and marketing of cash crops.

Gender inequalities in resources result in different participation levels, production methods, and ways of marketing cash crops, as well as bearing consequences for women's potential outcomes in the cultivation of these high-value crops. FAO, Mainstreaming gender sensitivity in cash crop market supply chains, 2011: <http://www.fao.org/3/a-am313e.pdf>.

<sup>17</sup> [http://unfccc.int/meetings/copenhagen\\_dec\\_2009/items/5262.php](http://unfccc.int/meetings/copenhagen_dec_2009/items/5262.php)

<sup>18</sup> Dutch Ministry of Foreign Affairs, HGIS-nota 2017, 2016: <https://www.rijksoverheid.nl/documenten/begrotingen/2016/09/20/hgis---nota-homogene-groep-internationale-samenwerking-rijksbegroting-2017>

<sup>19</sup> Dutch Ministry of Foreign Affairs, HGIS-nota 2017, 2016: <https://www.rijksoverheid.nl/documenten/begrotingen/2016/09/20/hgis---nota-homogene-groep-internationale-samenwerking-rijksbegroting-2017>

<sup>20</sup> Algemene Rekenkamer, Monitoring beleid voor ontwikkelingsamenwerking: het financieringskanaal bedrijfsleven, 2016: [http://www.rekenkamer.nl/Publicaties/Onderzoeksrapporten/Introducties/2016/03/Monitoring\\_beleid\\_voor Ontwikkelingssamenwerking\\_het\\_financieringskanaal\\_bedrijfsleven](http://www.rekenkamer.nl/Publicaties/Onderzoeksrapporten/Introducties/2016/03/Monitoring_beleid_voor Ontwikkelingssamenwerking_het_financieringskanaal_bedrijfsleven)

<sup>21</sup> FAO, The State of Food and Agriculture, Women in agriculture – closing the gender gap, 2010-11 <http://www.fao.org/docrep/013/i2050e/i2082e00.pdf>

<sup>22</sup> FAO, 2010-11, Op. cit.

<sup>23</sup> Data on gender equality and smallholder farmers are only available for programs funded by the Dutch government directly. There is no data available on the topic for programs funded by the Dutch government via multilateral organizations.

<sup>24</sup> Oxfam, Who Will Feed The World – The Production Challenge, 2011: <https://www.oxfam.org/sites/www.oxfam.org/files/who-will-feed-the-world-rr-260411-en.pdf>. Assets are: land distribution, access to credit, training, education and health programs, strong community organizations. The production environment is: roads, irrigation, good local government capacity, efficient markets.

<sup>25</sup> The way in which countries quantify their financing based on the Rio markers is not prescribed in the guidelines and varies by country. The Netherlands applies the OECD DAC guidelines to the Rio markers. The Rio markers are assigned to finance activities. By identifying activities targeting climate change as 'not targeted', 'principal', or 'significant' objective, these markers provide an indication of the degree to which environmental considerations are mainstreamed in development cooperation portfolios. In marking the full value of development finance activities, the markers are considered descriptive rather than strictly quantitative, but allow for an approximate quantification of development finance flows that target the Rio convention objectives.

<sup>26</sup> These five countries are part of an international effort by Oxfam to map public agricultural investments under the LEAP2 program, 2015-2018. Of these five countries, only Ethiopia and Ghana receive Dutch ODA for agriculture (see footnote 13). There may be other countries in receipt of Dutch ODA for agriculture, but they were not selected for this study as they are not part of the LEAP2 program.

<sup>27</sup> The Netherlands has donor relations with Ethiopia and Ghana (as well as with Afghanistan, Burundi, Yemen, Mali, the Palestinian Territories, Rwanda, South Sudan, Bangladesh, Benin, Indonesia, Kenya, Mozambique, Uganda, and regional programs in the African Great Lakes, the Horn of Africa and Central America, but these countries and regions are not included in this study).

<sup>28</sup> Embassy of the Kingdom of the Netherlands, Accra, Ghana, January 2014: Multi-Annual Strategic Plan 2014 – 2017.

<sup>29</sup> The projects are labeled as 'Industrial crops/export crops' [31162], 'Agricultural development' [3120], 'Agricultural policy and administrative management' [3110], 'Agricultural education/training' [31181], 'Forestry development' [31220].

<sup>30</sup> The projects are labeled as 'Agricultural policy and administrative management' [31110], 'Agriculture services' [31191], 'Agricultural development' [31120], 'Agricultural inputs' [31150], 'Agrarian reform' [31164], 'Rural development' [43040], 'Food aid/Food security programs' [52010], 'Forestry policy and administrative management' [31210]

**Authors:** Hugo Hooijer and Madelon Meijer  
**Based on:** Jolien Schure and Bart Slob, *Dutch Official Development Assistance and the Agricultural Sector*, 2017 (available upon request).  
**Support and advice:** Daniela Rosche, Hilke Jansen.  
**Final editing:** Kelly Atkinson  
**Layout:** Marlpont

© Oxfam Novib June 2017  
This publication is copyright but the text may be used free of charge for the purposes of advocacy, campaigning, education, and research, provided that the source is acknowledged in full. The copyright holder requests that all such use be registered with them for impact assessment purposes. For copying in any other circumstances, or for re-use in other publications, or for translation or adaptation, permission must be secured and a fee may be charged. Email [info@oxfamnovib.nl](mailto:info@oxfamnovib.nl)

Oxfam Novib  
P.O. Box 30919  
2500 GX The Hague  
The Netherlands  
+31 (0)70 3421621  
[info@oxfamnovib.nl](mailto:info@oxfamnovib.nl)  
[www.oxfamnovib.nl](http://www.oxfamnovib.nl)

