

Sustainable Fashion

Schools Speak Out Action Guide



The **'Take - Make - Dispose'** business model used by today's fast fashion industry is unsustainable. According to the Ellen MacArthur Foundation, the more clothes that are made, the less we wear them and the quicker we throw them away. This can't go on.

Fashion isn't bad. Everyone likes to look good, and the fashion industry provides jobs to millions of people around the world. However we won't tackle the climate crisis or make work fair unless we re-think fashion. This guide provides ideas for school action and is aimed at fast fashion's biggest customers, young people.

What can you do?

- 1. Learn and then teach others about sustainable fashion - pg 2.**
- 2. Raise awareness about sustainable fashion in your school or college by making creative displays - pg 2-4.**
- 3. Organise a sustainable fashion event - pg 5.**

Sustainable Fashion action has four elements.

REDUCE: Buy fewer new clothes. Think about quality rather than quantity.

REUSE: Buy or swap pre-loved clothes. It's often better to re-use than to buy new.

RECYCLE: When you're finished with clothes, don't throw them away. Donate, upcycle or send them to a textile bank.

SPEAK OUT: The fashion industry can do better. So ask your favourite shop to improve their carbon footprint and treat their workers better.



1. Learn and then teach others about sustainable fashion.

Use the PowerPoint presentation and the *Life of a t-shirt* activity to learn more about sustainable fashion. Then strengthen your learning, develop your confidence and raise awareness in your school by teaching others.

- In school you could adapt the script of the presentation so it's in your own words, and present it to an assembly or to your class.
- In school you could peer teach the *Life of a t-shirt* workshop activity.
- At home you could discuss the PowerPoint presentation with your family members. Can you explain the key points in 5 minutes, or in 1 minute?
- At home you could complete the *Life of a t-shirt* workshop activity and take notes to help you campaign when you return to school.



2. Raise awareness about sustainable fashion in your school or college by making creative display boards.

Aim to raise awareness about sustainable fashion in your school or college, and ask young people to think critically about their shopping style. Make sure you stay safe and follow any Covid-19 regulations in place.

- Present the PowerPoint and the *Life of a t-shirt* workshop to as many young people as possible.
- Make creative display boards around school to highlight the importance of sustainable fashion.
- Decorate your display with Oxfam's sustainable fashion infographics in this pack (or design your own) and eye-catching sustainable bunting (see pg 3).


How to make sustainable bunting.




Step 1: Select and cut some pieces of fabric from unwanted clothes. You'll use these to make your bunting flags.



Step 2: Cut a triangle from a piece of card. This is the template for your bunting and will help you to make sure all pieces are the same size. Place the template on top of your fabric and cut around it to create flags for your bunting. The more flags you cut, the longer your bunting will be.




Step 3: Place your flags in a line, face down. Cut a long piece of string and place it down across the top of your flags.



Step 4: Fold the top of each flag over the string so that it's covered.



Step 5: Staple the folds down to seal the string across the back of each flag.



Finished! Your bunting is ready to hang.

Tip: Make sure everyone is aware that your bunting is recycled and sustainable. This will add greater impact to your sustainable fashion campaigning.



Designing your displays.


As you design your displays, plan how you will make them *engaging*, *attractive* and *informative*. Think about what you want people to *know*, *feel* and *do* after seeing your display. Select and print relevant *Oxfam infographics* (examples below), present additional research and information, promote your school sustainable fashion events (see pg 5) and decorate it with your eye-catching sustainable bunting.





3. Organise a sustainable fashion event.

Here are some ideas for organising a great sustainable fashion event. Make sure your event is safe and follows any Covid-19 regulations in place.



ACTION 1: Pledge.

Ask your school community to pledge to buy no new fashion for a month. You could give young people who sign up a pledge card from this resource, and provide information about where to buy great pre-loved clothes. Include your local Oxfam shop in the list. Set a target and see how many young people sign up.



ACTION 2: Swap.

Host a swap shop at school. Ask young people to bring in their pre-loved clothes and swap them with other young people's to get something new. Ask everyone to bring something nice to swap.



ACTION 3: Upcycle.

Speak with your textiles teacher to plan an upcycling event. Transform old clothes into brand new outfits you can wear over and over again.



Action 4: Collect.

Run an event to collect old clothes to donate to local charities. Check out if there's an Oxfam shop nearby you could donate to. Think about running this event at a time of year when people are changing their wardrobes and may be most likely to donate - eg: the end of summer or the end of winter.

