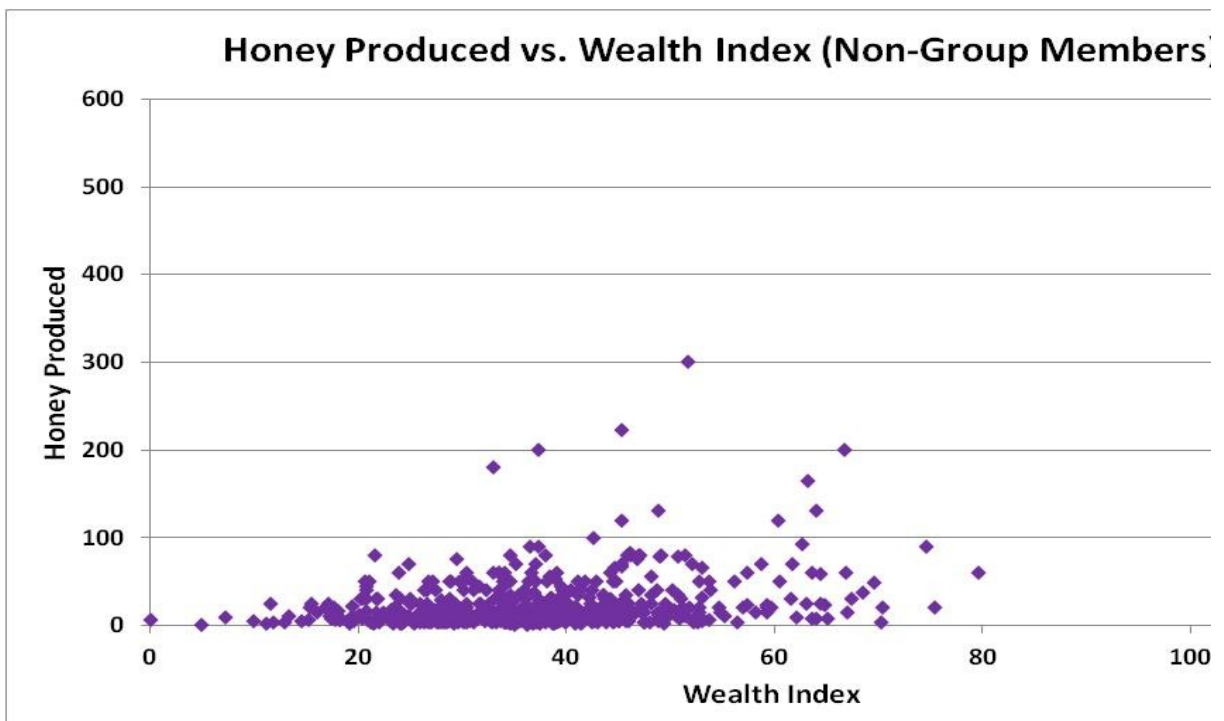
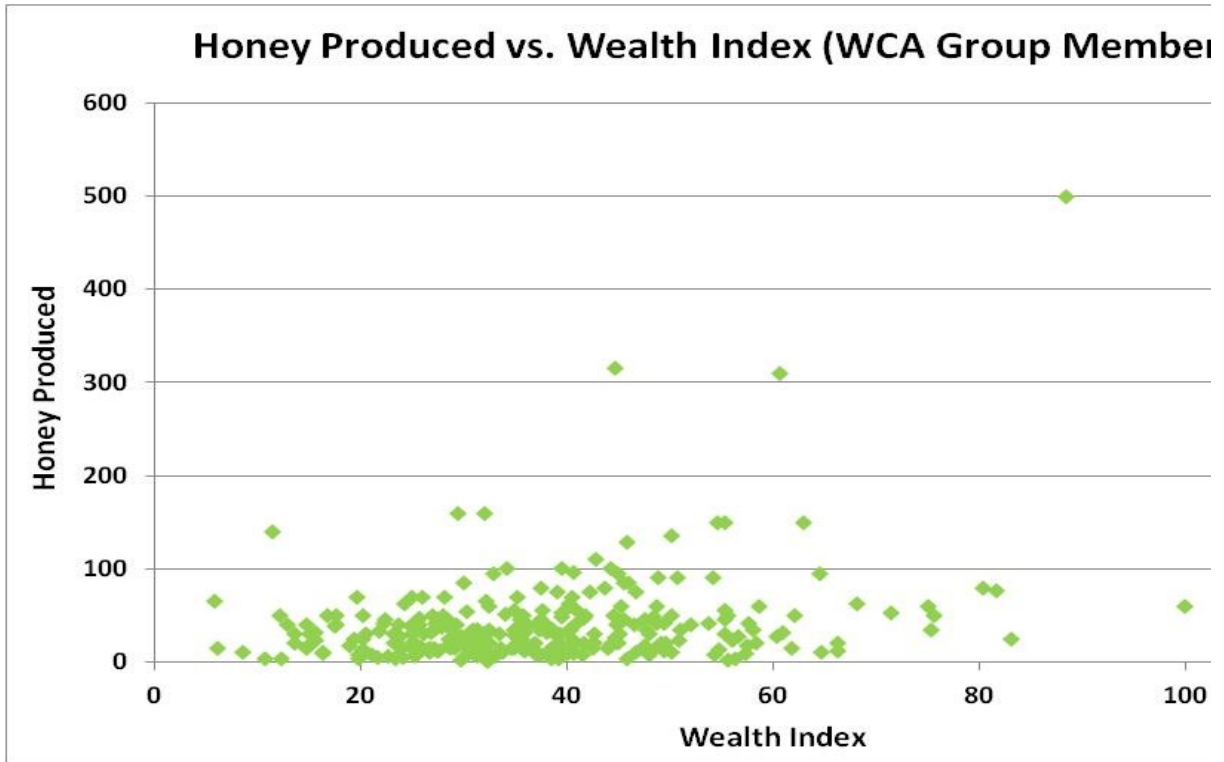


ETHIOPIA



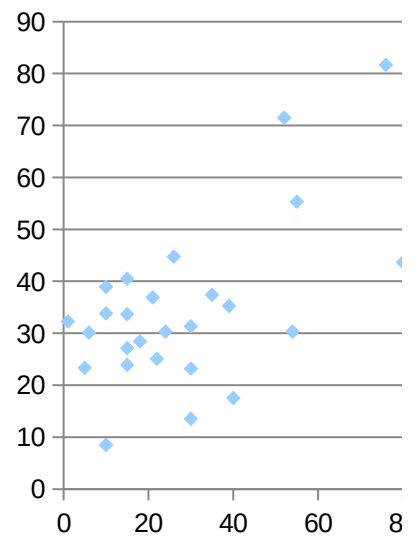
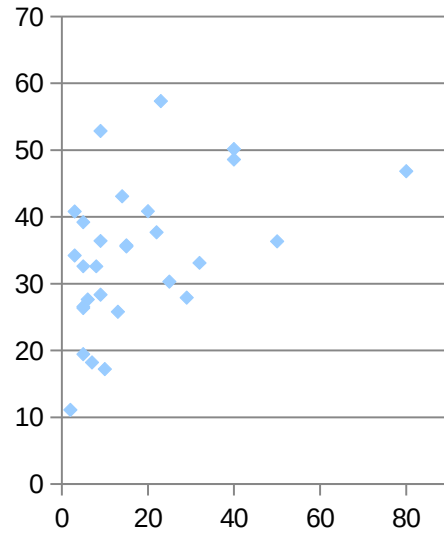
rs)

120

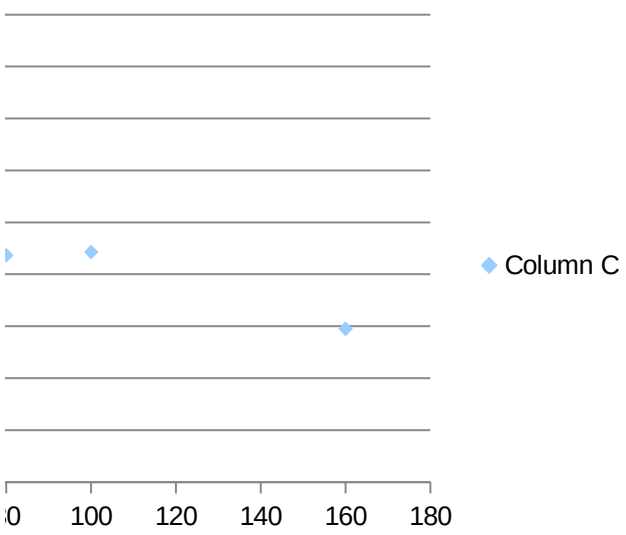
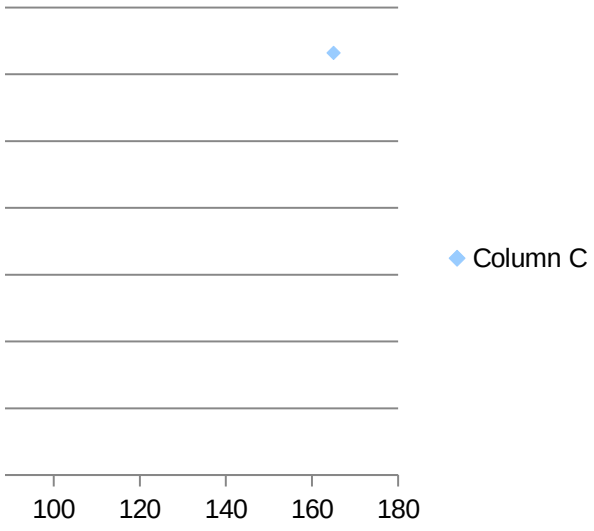
)

120

WCA Group	Units Produced	Wealth Index
0	9	36.40733
0	9	52.86795
0	40	50.16195
0	20	40.83524
0	40	48.61364
0	5	39.20588
0	165	63.20197
0	50	36.34694
0	10	17.22296
0	13	25.79394
0	2	11.11126
0	22	37.71961
0	15	35.59971
0	6	27.62097
0	7	18.20076
0	8	32.5995
0	25	30.30368
0	3	34.21698
0	29	27.90157
0	3	40.83368
0	23	57.34488
0	14	43.08058
0	5	19.42556
0	32	33.11565
0	5	32.60978
0	5	26.5642
0	80	46.85989
0	15	35.74742
0	5	26.3403
0	9	28.32957
1	6	30.09442
1	39	35.24384
1	1	32.24306
1	15	40.49426
1	5	23.36411
1	10	33.80003
1	15	33.64014
1	18	28.42671
1	55	55.33898
1	10	38.96189
1	80	43.69289
1	24	30.29551
1		
1	52	71.49221
1	40	17.54473
1	35	37.38302
1	100	44.2798
1	30	31.34793
1	21	36.8808

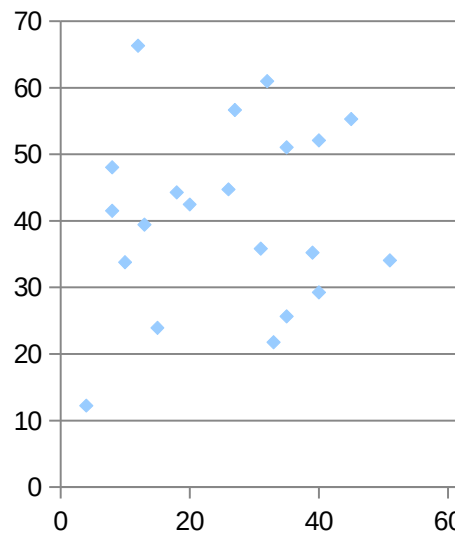
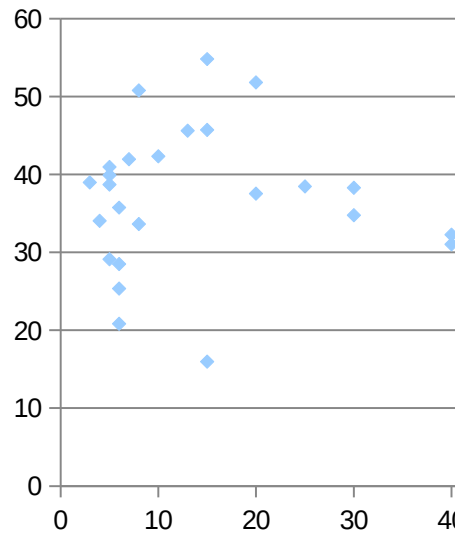


1	76	81.66029
1	10	8.487963
1	15	27.12454
1	54	30.3233
1	26	44.73767
1	22	25.10575
1	30	13.54227
1	30	23.18802
1	160	29.48274
1		81.23448
1	15	23.9062

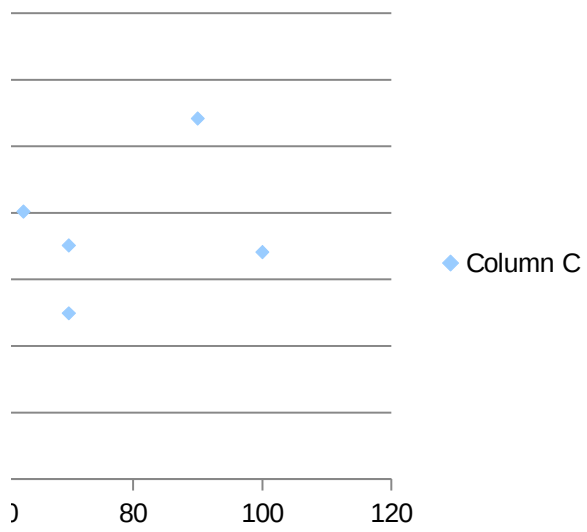
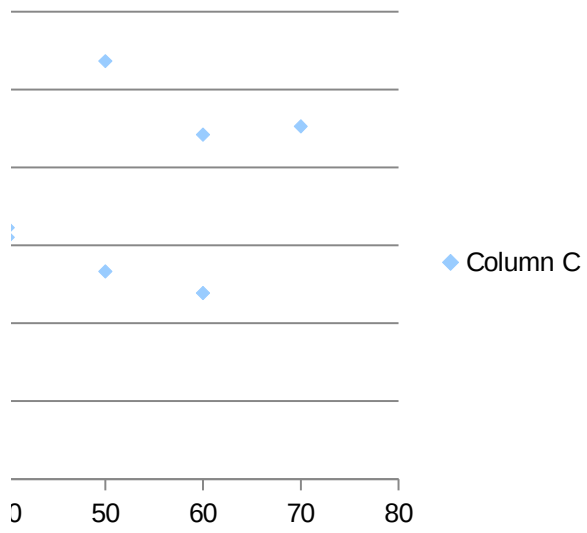


WCA Group Units Produced Wealth Index

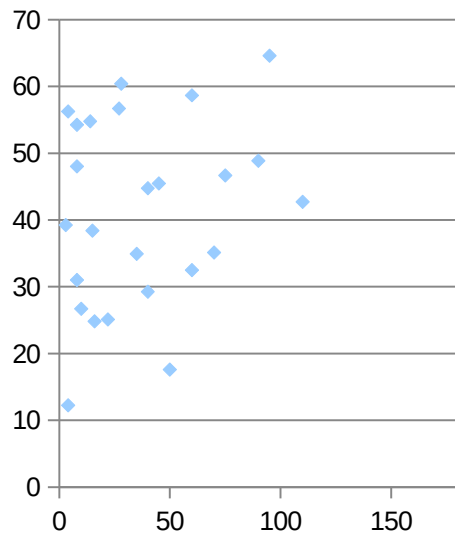
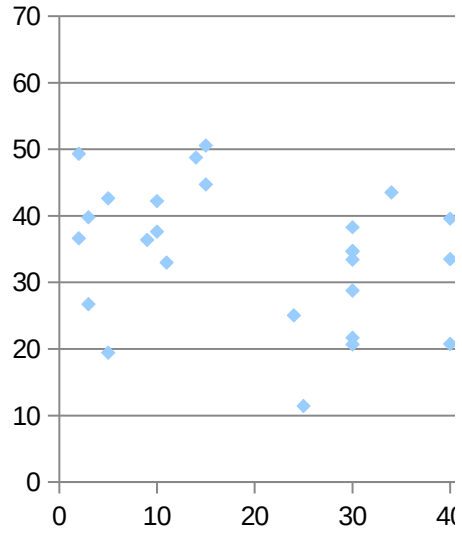
WCA Group	Units Produced	Wealth Index
0	50	26.62922
0	60	44.21157
0	30	38.29213
0	20	51.79909
0	15	45.70524
0	50	53.63551
0	15	54.79626
0	5	40.95703
0	60	23.86369
0	6	35.73743
0	25	38.45764
0	20	37.53062
0	7	41.93389
0	40	31.0242
0	10	42.32657
0	8	33.63005
0	4	34.04184
0	3	38.97655
0	6	20.81201
0	70	45.25687
0	6	25.32773
0	5	39.88947
0	6	28.501
0	40	32.26785
0	13	45.61845
0	8	50.77751
0	30	34.74694
0	5	29.12256
0	5	38.69603
0	15	15.95666
1	27	56.67476
1	70	35.11313
1	63	40.20614
1	70	24.90338
1	20	42.45438
1	32	60.98769
1		
1	13	39.44089
1	39	35.24384
1		14.90115
1	10	33.80003
1	15	23.9062
1	35	25.62979
1	45	55.28678
1	35	51.05665
1	40	52.08407
1	51	34.07663
1		
1		



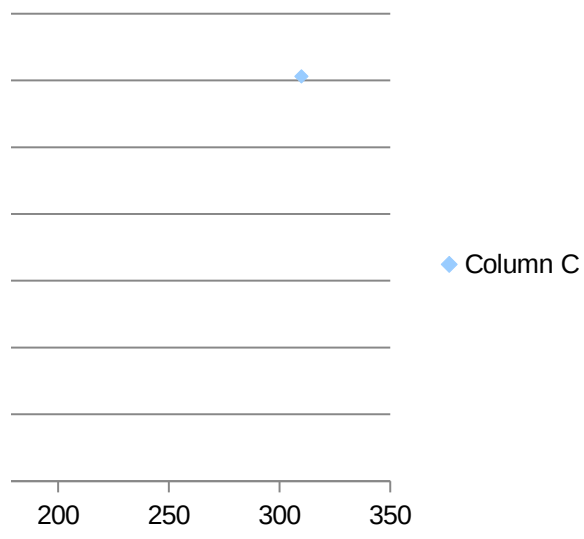
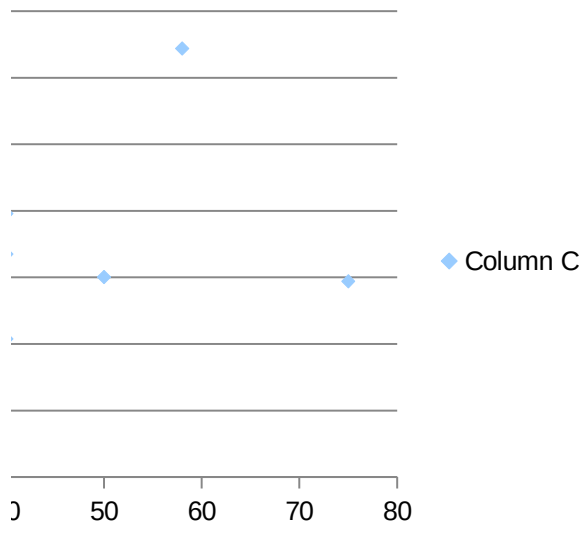
1	90	54.16831
1	33	21.76319
1	100	34.12051
1	26	44.73767
1	8	41.51949
1	8	48.0304
1	31	35.83854
1	40	29.23922
1	4	12.24182
1	18	44.30256
1	12	66.30501



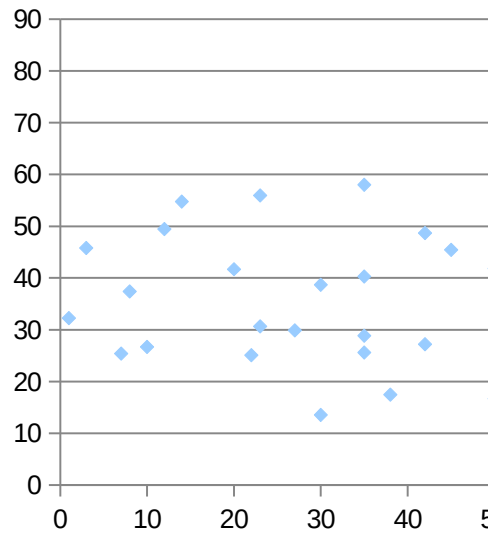
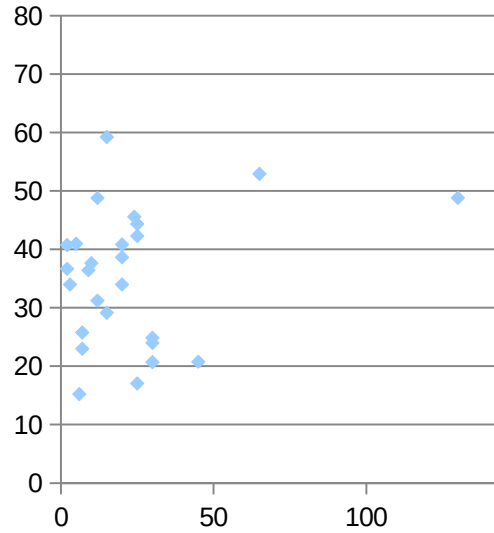
WCA Group	Units Produced	Wealth Index
0	40	39.57825
0	25	11.41953
0	3	39.80334
0	10	37.62471
0	30	38.29213
0	5	42.64634
0	40	33.48833
0	24	25.03135
0	50	30.06104
0		
0	10	42.22618
0	5	19.42556
0	3	26.72963
0	30	33.44632
0	58	64.38187
0	9	36.40733
0	40	20.75336
0	15	44.73332
0	2	36.64834
0	30	20.6828
0	75	29.40944
0	15	50.57646
0	30	21.68044
0	30	34.64027
0	11	32.99308
0	14	48.75001
0	30	34.74694
0	30	28.76279
0	2	49.31925
0	34	43.53007
1	50	17.59082
1	28	60.41257
1	8	48.0304
1	4	12.24182
1	8	54.26832
1	8	31.0109
1	45	45.47385
1	4	56.26575
1	110	42.73291
1	10	26.69206
1	35	34.93169
1	40	29.23922
1	75	46.66093
1	95	64.58899
1		
1	3	39.25254
1		
1	60	32.49272
1	310	60.61287



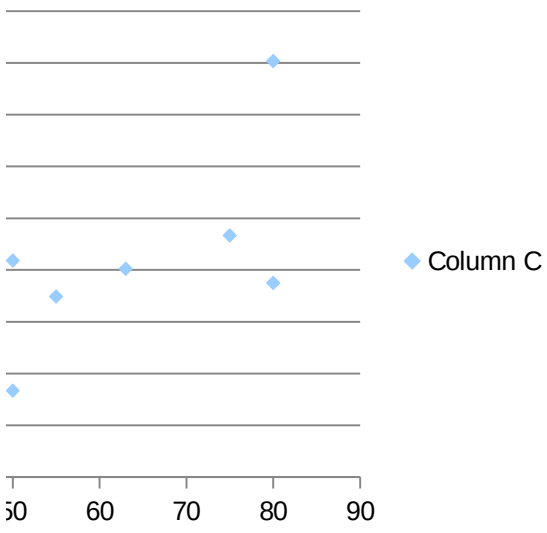
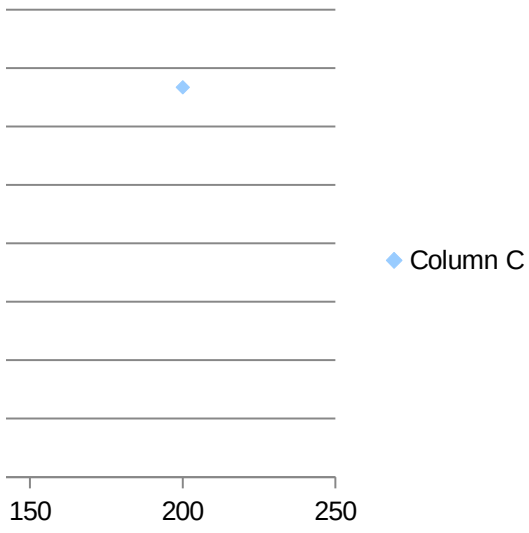
1	22	25.10575
1	70	35.11313
1		
1	90	48.87508
1	60	58.66129
1	15	38.41745
1	16	24.80181
1	27	56.67476
1	180	
1	14	54.76685
1	40	44.7478



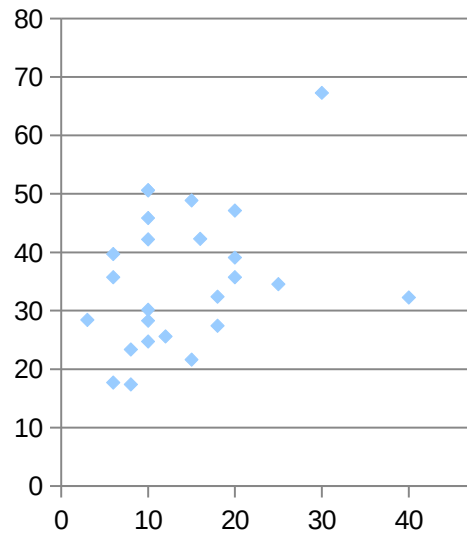
WCA Group	Units Produced	Wealth Index
0	24	45.56693
0	200	66.71455
0	20	40.81751
0	30	20.6828
0	45	20.76491
0	20	33.9655
0	30	24.86653
0		33.33232
0	12	31.21501
0	25	17.03511
0	130	48.8133
0	15	59.20723
0	10	37.62471
0	9	36.40733
0	15	29.13872
0	12	48.78926
0	7	25.74902
0		29.0043
0	20	38.64504
0	25	44.35122
0	2	40.715
0	3	33.98568
0		
0	6	15.21258
0	65	52.90443
0	30	23.99734
0	7	22.97742
0	25	42.26989
0	5	40.95703
0	2	36.64834
1	8	37.42638
1	35	28.85492
1	3	45.81535
1	75	46.66093
1	35	58.0221
1	30	38.71363
1	10	26.69206
1	35	40.27823
1	27	29.86095
1	20	41.70509
1	50	41.84904
1	80	37.4901
1	45	45.47385
1	30	13.54227
1	38	17.45904
1	12	49.46018
1	42	48.67215
1	63	40.20614
1	35	25.62979



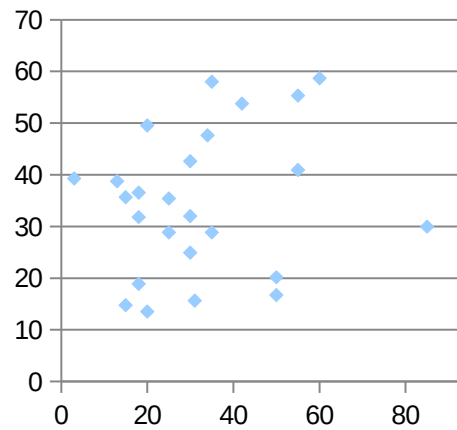
1	14	54.76685
1	22	25.10575
1		
1	23	55.98309
1	55	34.89701
1	7	25.42988
1	80	80.35781
1	50	16.70177
1	23	30.65287
1	1	32.24306
1	42	27.21369



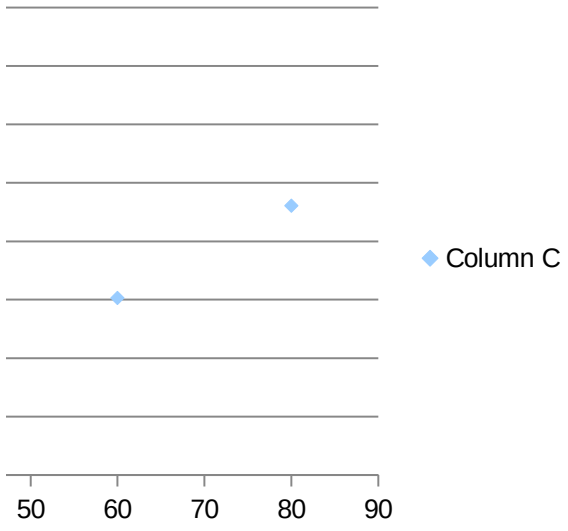
WCA Group	Units Produced	Wealth Index
0	10	24.73022
0	10	50.59538
0	80	46.09436
0	30	67.27527
0	18	32.39971
0	40	32.26785
0		
0	20	35.71126
0	20	47.14214
0	6	17.68621
0	60	30.30954
0	10	42.22618
0	6	35.73743
0	18	27.40797
0	8	17.37782
0	10	50.61531
0	10	30.14394
0	12	25.61561
0	25	34.5289
0	8	23.3706
0		30.52263
0		34.34594
0	15	21.61308
0	16	42.29762
0	10	45.8681
0	15	48.8648
0	20	39.09472
0	3	28.40718
0	6	39.68125
0	10	28.26803
1		
1	50	16.70177
1	18	18.89805
1	31	15.64917
1	15	14.77565
1	60	58.66129
1	18	36.53827
1	160	31.9943
1	13	38.73869
1	25	28.84591
1	85	29.95491
1	20	49.54007
1	50	20.16305
1	20	13.55394
1	30	24.94333
1	30	32.00453
1		32.24757
1	35	58.0221
1	15	35.65192



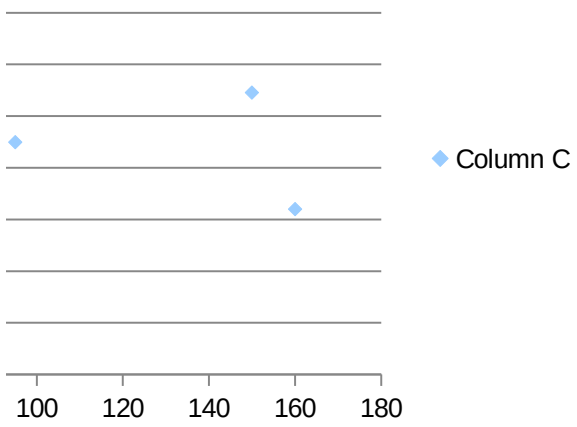
Ch



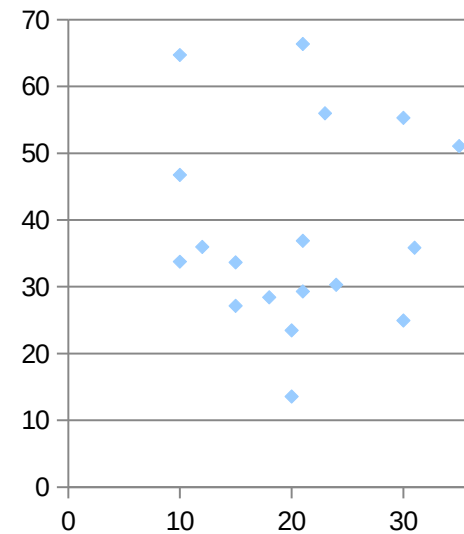
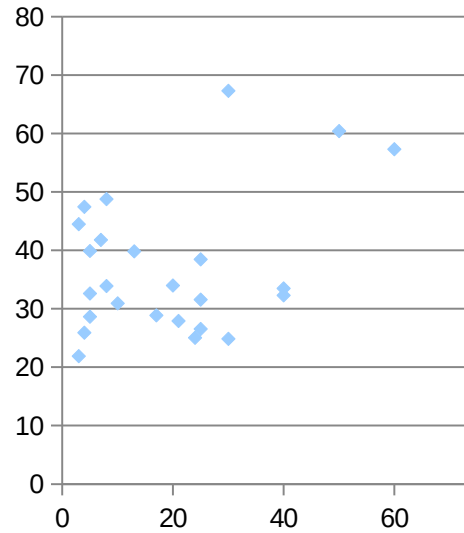
1	55	55.33898
1	34	47.6694
1	42	53.7751
1	25	35.378
1	18	31.81858
1	55	40.92419
1	3	39.25254
1	95	44.97508
1	150	54.5557
1	35	28.85492
1	30	42.64048



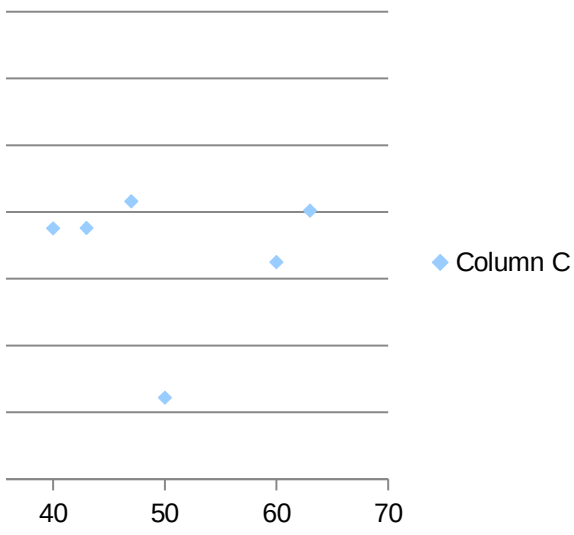
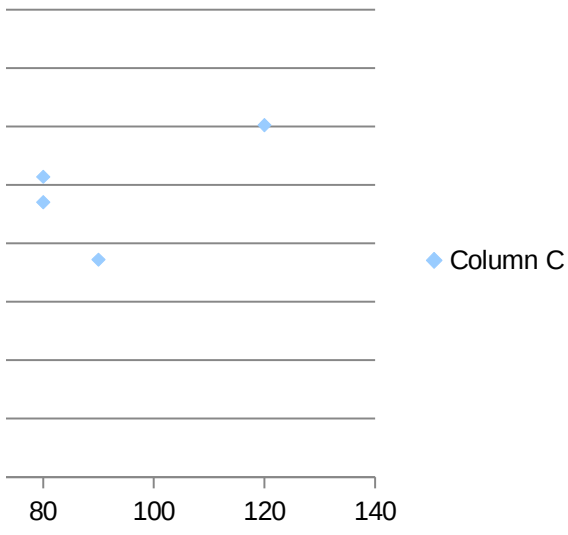
Part Title



WCA Group	Units Produced	Wealth Index
0	20	33.9655
0	25	31.55145
0	10	30.91473
0	5	39.88947
0	120	60.22873
0	8	48.74284
0	25	26.54332
0	4	25.90008
0	50	60.40339
0	7	41.77721
0	30	24.86653
0	60	57.31323
0	90	37.20177
0	25	38.45764
0	40	33.48833
0	80	51.3843
0	3	44.49392
0	21	27.92097
0		59.95538
0	8	33.8611
0	4	47.42933
0	40	32.26785
0	80	47.04364
0	17	28.87771
0	5	32.60978
0	30	67.27527
0	24	25.03135
0	3	21.8808
0	13	39.83112
0	5	28.63425
1	50	12.18566
1	43	37.5899
1	21	66.33686
1	63	40.20614
1	40	37.54135
1	21	36.8808
1	30	55.30227
1	30	24.94333
1	10	46.74211
1	24	30.29551
1		
1	10	33.75489
1	15	27.12454
1	60	32.49272
1	20	13.55394
1		
1	15	33.64014
1	23	55.98309
1		

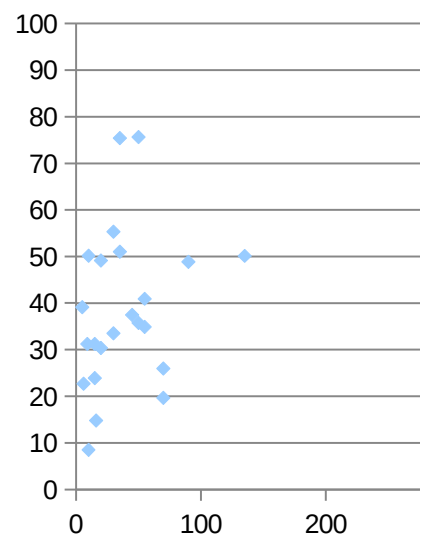
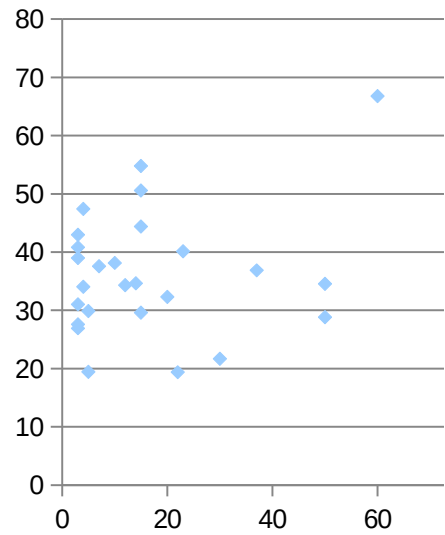


1	35	51.05665
1		
1		
1	12	35.95951
1	18	28.42671
1	21	29.29029
1	10	64.7006
1		30.97098
1	47	41.60181
1	20	23.46287
1	31	35.83854

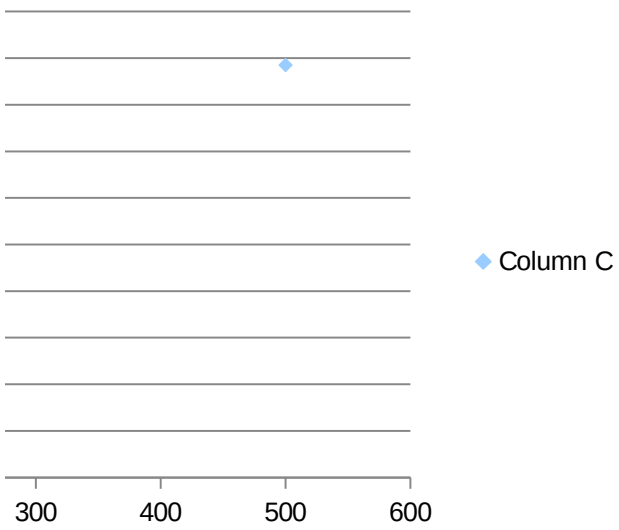
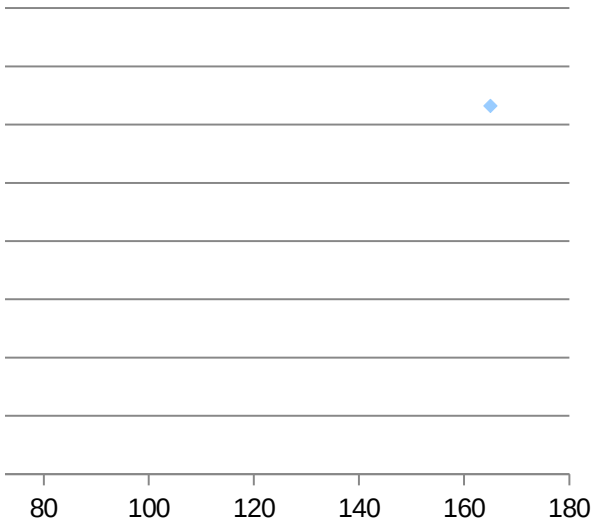


WCA Group Units Produced Wealth Index

WCA Group	Units Produced	Wealth Index
0		34.11641
0	5	19.42556
0	3	42.97081
0	15	50.57646
0	3	31.0327
0	3	26.92057
0	5	29.89135
0	3	27.58677
0	7	37.55978
0	15	54.79626
0	4	34.04184
0		28.97535
0	12	
0	10	38.14761
0	14	34.63725
0	20	32.30225
0	30	21.68044
0	15	44.39112
0	12	34.29911
0	50	28.79603
0	165	63.20197
0	3	38.97655
0	37	36.85492
0	23	40.16167
0	15	29.58945
0	60	66.76812
0	3	40.83368
0	22	19.3682
0	50	34.52174
0	4	47.42933
1		
1	6	22.67083
1	70	19.67155
1	16	14.78059
1	35	75.40468
1		30.97098
1	30	33.49922
1		
1	70	25.98051
1	10	50.17314
1	9	31.22688
1	20	49.13901
1	55	40.92419
1	45	37.47103
1		
1	15	31.20209
1	135	50.1482
1	10	8.487963
1	20	30.36054

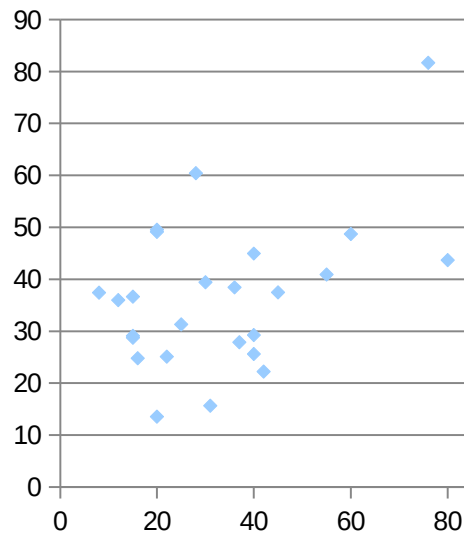
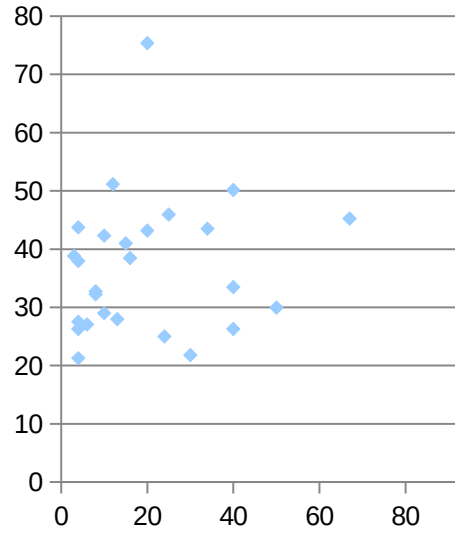


1	30	55.30227
1	500	88.49795
1	50	75.65601
1	5	39.1267
1	55	34.89701
1		
1	90	48.87508
1	15	23.9062
1	50	35.75522
1	35	51.05665
1		



WCA Group Units Produced Wealth Index

WCA Group	Units Produced	Wealth Index
0	10	29.008
0	25	45.94825
0	6	27.06188
0	165	63.20197
0	20	43.18145
0	67	45.27306
0	40	33.48833
0	4	37.95877
0	30	21.81457
0	3	38.86425
0	16	38.49567
0	4	43.72383
0	12	51.1415
0	10	
0		34.34594
0	8	32.76435
0	4	21.26847
0	50	29.92618
0		29.0043
0	40	50.16195
0	40	26.29816
0	24	25.03135
0	34	43.53007
0	4	27.51259
0	4	26.30272
0	15	41.00772
0	20	75.35763
0	10	42.32657
0	8	32.24174
0	13	27.9964
1	15	29.09211
1	135	50.1482
1	40	29.23922
1	40	44.95619
1	80	43.69289
1	15	36.6293
1	45	37.47103
1		46.11629
1	28	60.41257
1	20	13.55394
1	76	81.66029
1	8	37.42638
1		
1	30	39.4156
1	15	28.73004
1	150	55.27253
1	22	25.10575
1	16	24.80181
1	36	38.41496



1	42	22.2153
1	37	27.86935
1	25	31.29185
1	12	35.95951
1	31	15.64917
1	40	25.62511
1	60	48.7145
1	20	49.54007
1	55	40.92419
1	20	49.13901
1		

